



## FLOORPLANS



# *Enjoy waterside living*

Welcome to Fulham Reach, a thriving riverside community in the London Borough of Hammersmith and Fulham on the banks of the River Thames. This award-winning development features elegant architecture that accentuates the rich heritage of the site alongside beautiful modern homes designed for the future. With incredible residents' facilities that include a swimming pool, spa, and virtual golf as well as riverside walks and wide open spaces, Fulham Reach is an exciting destination to call home.



LONDON WETLANDS CENTRE

FORMER HARRODS FURNITURE DEPOSITORY BUILDING

RIVER THAMES

HAMMERSMITH BRIDGE

HOLLAND COURT

HOLLAND HOUSE

HOLLAND HOUSE + HOLLAND COURT

# A tree-lined Boulevard leads you to the water's edge

Holland House and Holland Court will be the newest additions to Fulham Reach. Situated next to Frank Banfield Park, the riverside is only a stone's throw away along a Boulevard buzzing with cafés, shops and spaces to socialise.



# Holland House + Holland Court



Holland House overlooks the Boulevard with views towards the park

These beautiful apartments are the latest phase of this award-winning development, offering an exciting opportunity to live in a thriving community along the River Thames.

In each apartment you will find every detail has been carefully designed with high specifications, quality British craftsmanship and thoughtful touches throughout.

HOLLAND HOUSE + HOLLAND COURT

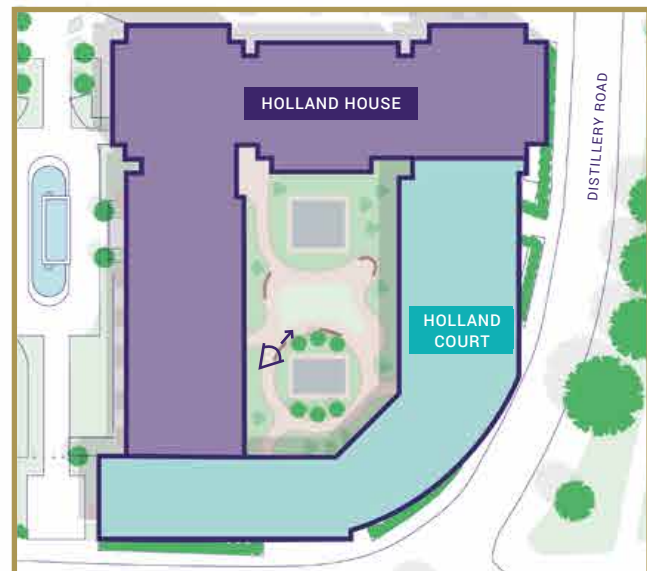




*A central courtyard offers residents a private green outdoor oasis*

At the heart of these apartments is a courtyard garden featuring striking stone walls and timber benches, combining natural elements with carefully selected seasonal planting to ensure an inviting outdoor space all year round.

Beautifully lit pathways ensure a safe and relaxing environment both in the day and at night.



HOLLAND HOUSE + HOLLAND COURT






*Each apartment  
has its own outside  
space to enjoy*

Every apartment in Holland House and Holland Court benefits from a terrace or balcony allowing residents to enjoy their own private outside space.




*From vibrant outdoor spaces to striking interior design, the homes at Fulham Reach are just as spectacular as the spaces that surround them.*

There are three beautiful interior palettes to choose from which encompass the elements, textures and colours of the natural world.




**SORRENTO**

Fresh and optimistic, Sorrento evokes the changing light of the Neapolitan coast with the crisp, clean colours of classic stone, complementing fine joinery to create a reviving and uplifting mood.



**SIENNA**

Inspired by the classical, weathered streetscape of Sienna and the ancient hill towns around it, which flicker from sun-drenched to shaded. Warm timber is enhanced by the sophistication of fine stone to conjure the calm of a hazy summer day in Tuscany.



**FLORENCE**

The Florence palette has accents of classic white-veined stone and brings to mind the noble statuary and flourish of Florentine architecture. These classical accents are combined with warm cream tones to create an ambience of friendly sophistication.



*Bright, contemporary  
interiors, built to  
high standards*



KITCHEN / SORRENTO  
Premium 3 bedroom apartment



*With full height windows, generous proportions and meticulously crafted design, these apartments are a great place to unwind.*



Computer generated image is indicative only

**LIVING ROOM / SIENNA**  
Premium 3 bedroom apartment



Computer generated image is indicative only

**BATHROOM / SORRENTO**  
Premium 3 bedroom apartment

HOLLAND HOUSE + HOLLAND COURT



*Light-filled, spacious and airy,  
these apartments are a serene  
retreat to come home to*



HOLLAND HOUSE + HOLLAND COURT

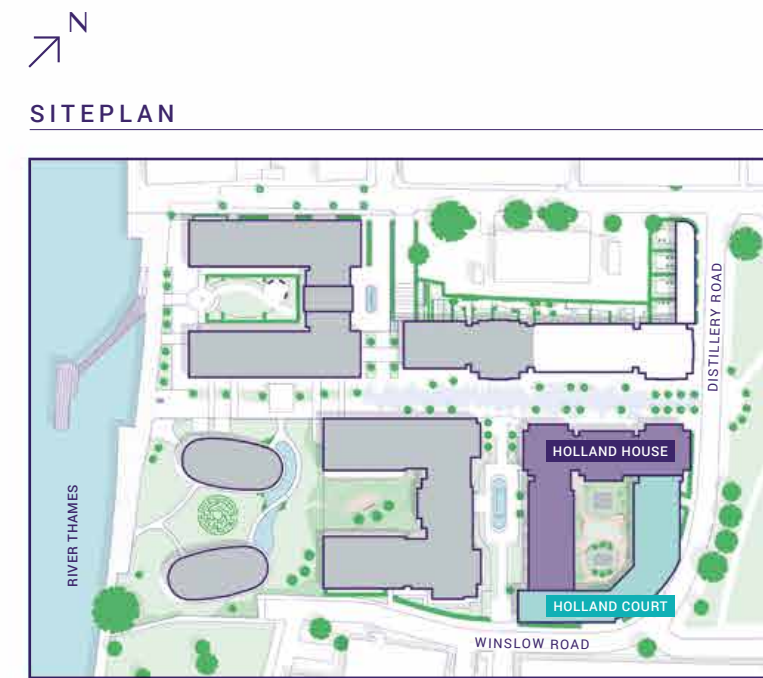
BEDROOM 1 / SIENNA  
Premium 3 bedroom apartment



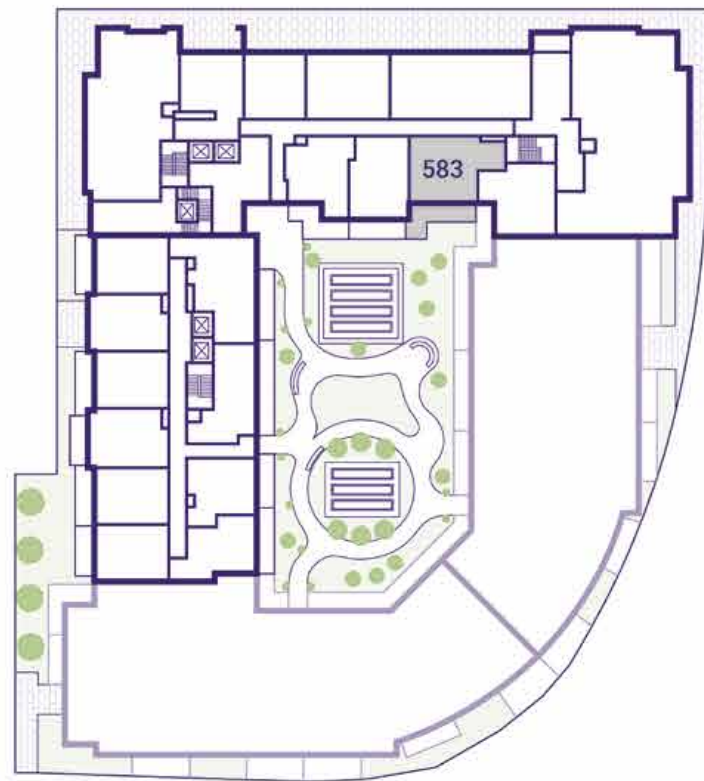
HOLLAND  
HOUSE  
FLOORPLANS



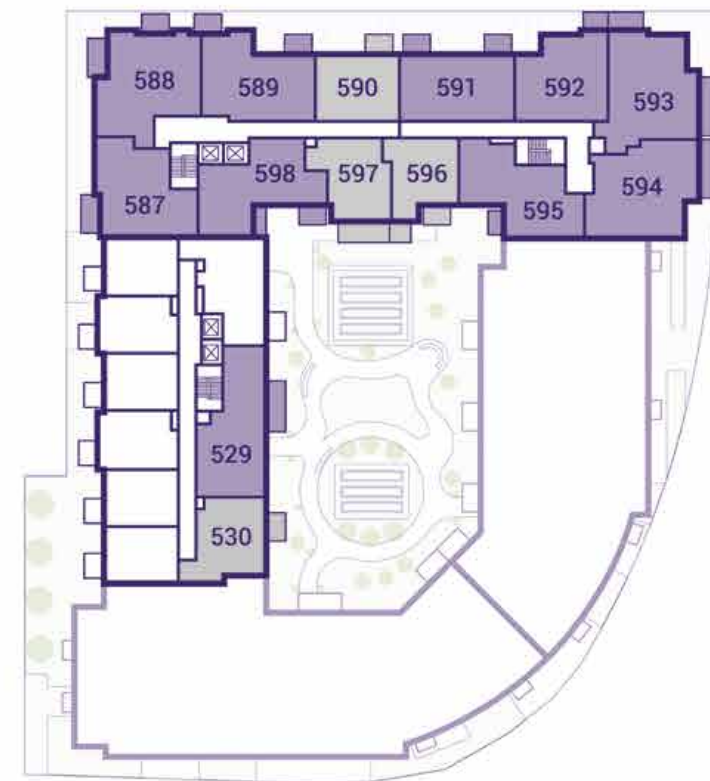
# HOLLAND HOUSE FLOORPLANS



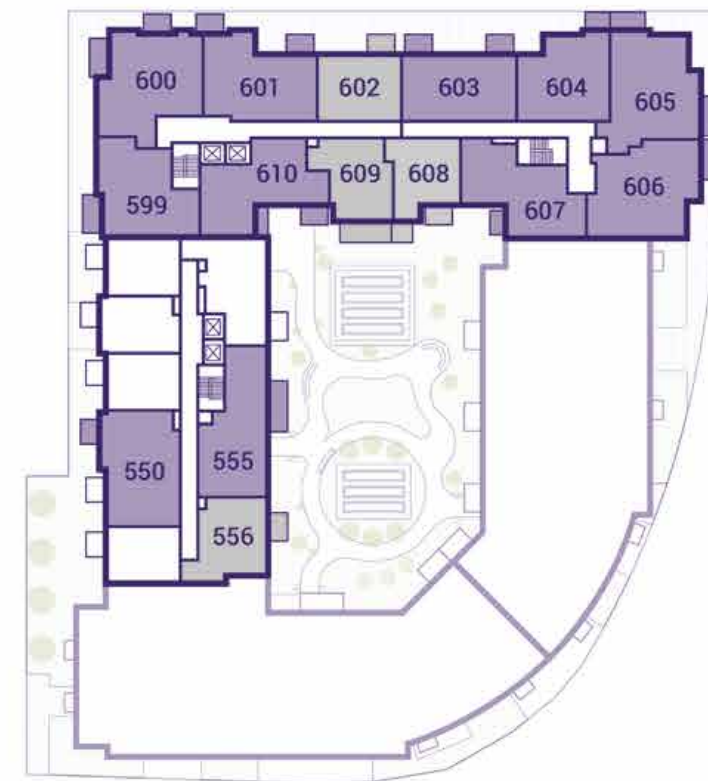
GROUND FLOOR



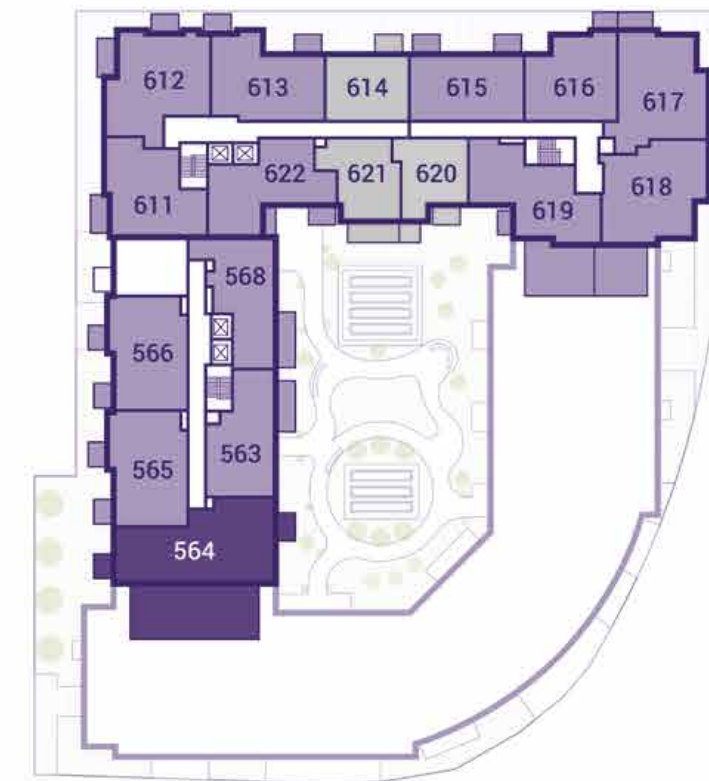
FLOOR 1



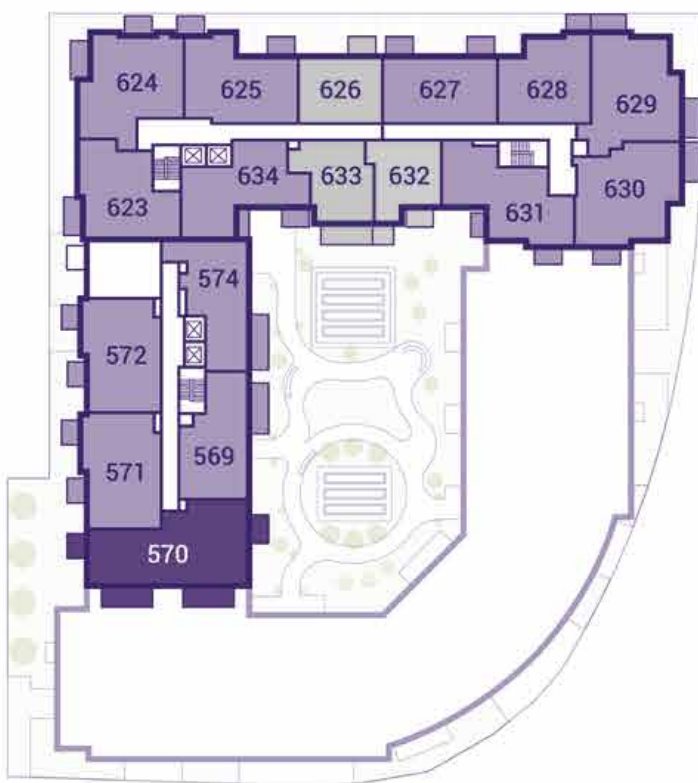
FLOOR 2



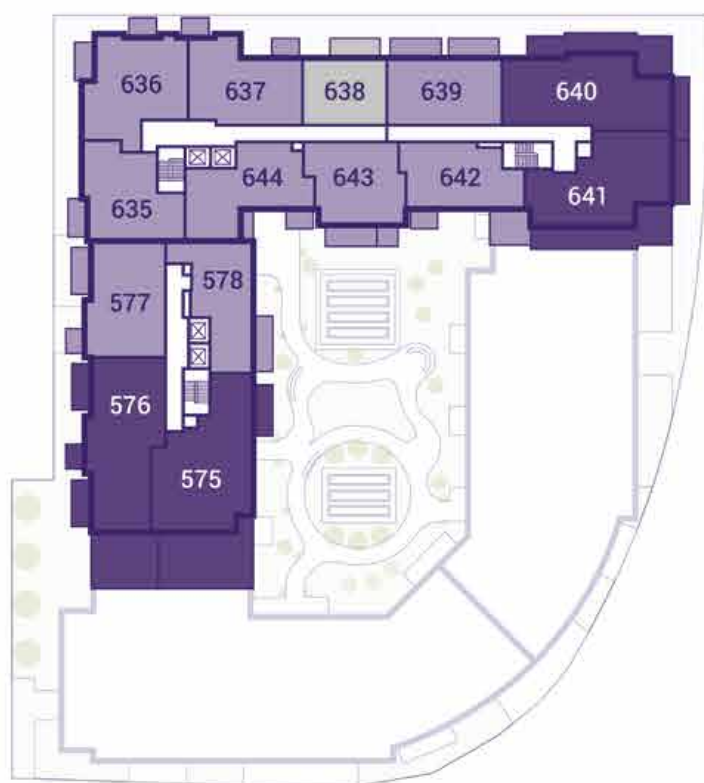
FLOOR 3



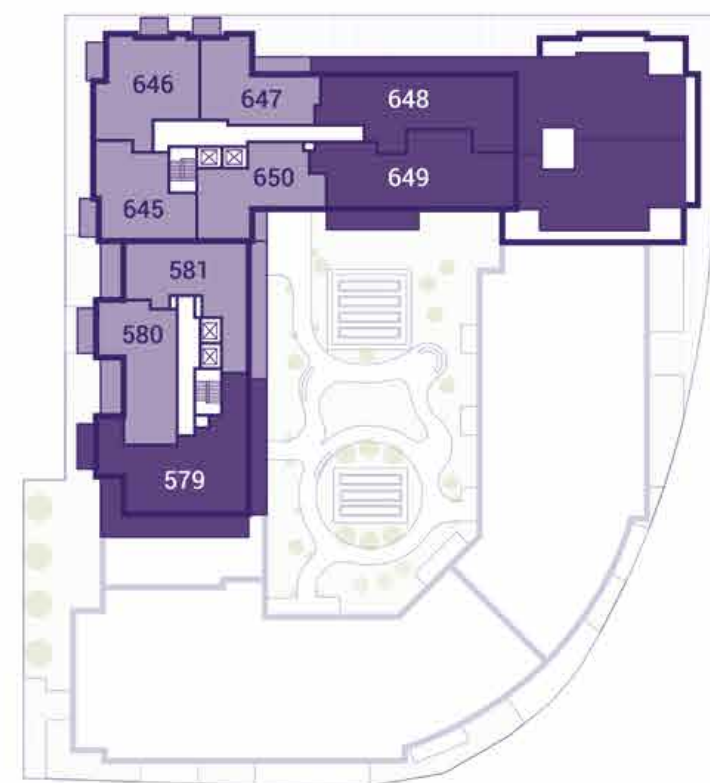
FLOOR 4



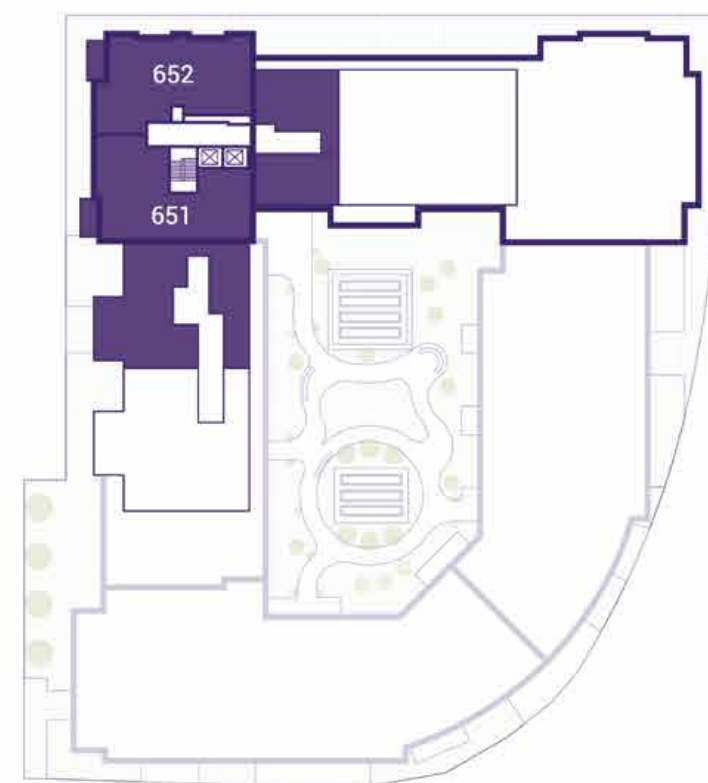
FLOOR 5



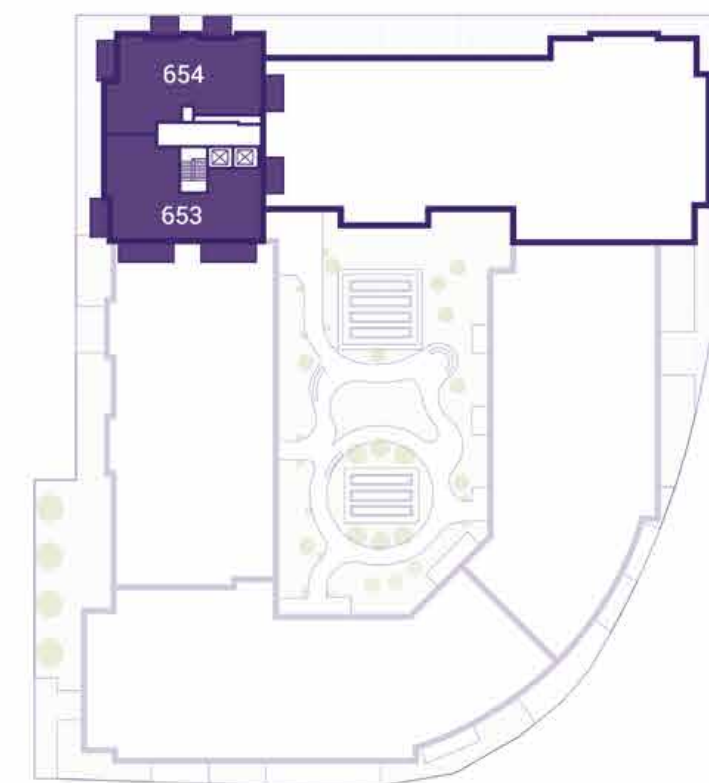
FLOOR 6



FLOOR 7



FLOOR 8



## HOLLAND HOUSE

APT. NO.	FLOOR	BEDS	PAGE NO.	APT. NO.	FLOOR	BEDS	PAGE NO.
583	GRD	1	25	616	3	2	33
529	1	2	43	618	3	2	53
530	1	1	27	619	3	2	50
587	1	2	37	620	3	1	22
589	1	2	44	621	3	1	26
590	1	1	23	622	3	2	38
591	1	2	31	569	4	2	34
592	1	2	33	571	4	2	47
594	1	2	56	572	4	2	46
595	1	2	40	574	4	2	30
596	1	1	22	623	4	2	37
597	1	1	26	625	4	2	44
598	1	2	38	626	4	1	23
550	2	2	47	627	4	2	31
555	2	2	43	628	4	2	32
556	2	1	27	630	4	2	54
599	2	2	37	631	4	2	51
601	2	2	44	632	4	1	22
602	2	1	23	633	4	1	26
603	2	2	31	634	4	2	38
604	2	2	33	577	5	2	49
606	2	2	57	578	5	2	28
607	2	2	40	635	5	2	37
608	2	1	22	637	5	2	42
609	2	1	26	638	5	1	24
610	2	2	38	639	5	2	32
563	3	2	34	642	5	2	29
565	3	2	48	643	5	2	35
566	3	2	45	644	5	2	41
568	3	2	30	580	6	2	52
611	3	2	37	581	6	2	55
613	3	2	44	645	6	2	37
614	3	1	23	647	6	2	36
615	3	2	31	650	6	2	39

## HOLLAND HOUSE - PREMIUM APARTMENTS

APT. NO.	FLOOR	BEDS	PAGE NO.	APT. NO.	FLOOR	BEDS	PAGE NO.
564	3	3	70	629	4	2	64
570	4	3	72	636	5	2	60
575	5	3	80	640	5	3	68
576	5	3	74	641	5	3	66
579	6	3	82	646	6	2	60
588	1	2	60	648	6	3	84
593	1	2	62	649	6	3	86
600	2	2	60	651	7	3	76
605	2	2	64	652	7	3	88
612	3	2	60	653	8	3	78
617	3	2	64	654	8	3	90
624	4	2	60				

- KEY**
- 1 BEDROOM APARTMENTS
  - 2 BEDROOM APARTMENTS
  - 3 BEDROOM APARTMENTS



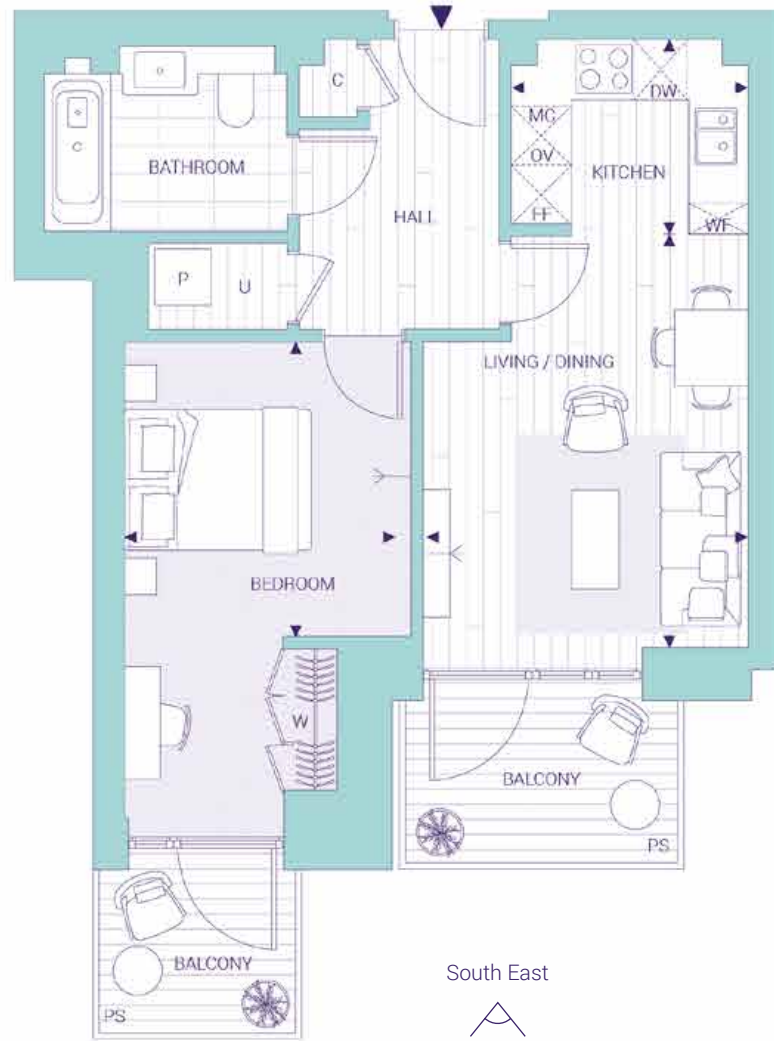
HOLLAND HOUSE

# 1 Bedroom apartment

APARTMENTS: 596, 608, 620 & 632

FLOORS: 1, 2, 3 & 4


TOTAL AREA	49.6 SQM	533.9 SQFT
Kitchen	2.56m x 2.08m	8' 5" x 6' 10"
Living/Dining	3.50m x 4.43m	11' 6" x 14' 6"
Bedroom	3.09m x 3.17m	10' 2" x 10' 5"
<b>Balcony Areas</b>	<b>9.6 sqm</b>	<b>103.3 sqft</b>



FLOOR 1 SHOWN BELOW



SOUTH ELEVATION



**KEY**

- ◄ Measurement Points
- ◄ TV Aerial Point
- W Wardrobe
- C Cupboard
- U Utility Cupboard
- FF Fridge/Freezer
- MC Microwave
- WF Wine Fridge
- DW Dishwasher
- OV Oven
- P Heat Interface Unit & MVHR with Washer/Dryer below
- PS Privacy Screen

Apartment layouts provide approximate measurements and are indicative only. Dimensions, which are taken from the indicated points of measurement are for guidance only and are not intended to be used for carpet sizes, appliance space or items of furniture. Apartment areas are provided as gross internal areas under the RICS measuring practice. All measurements and areas may vary within a tolerance of 5%. Kitchen layouts are indicative only and are subject to change. Internal wardrobe layouts are indicative only and are subject to change. Services boxing size and location may vary. All balcony/terrace dimensions and areas are approximate and may vary within a tolerance of 10% subject to detailed design. View points are indicative only. Floorplans have been scaled individually to fit the page.

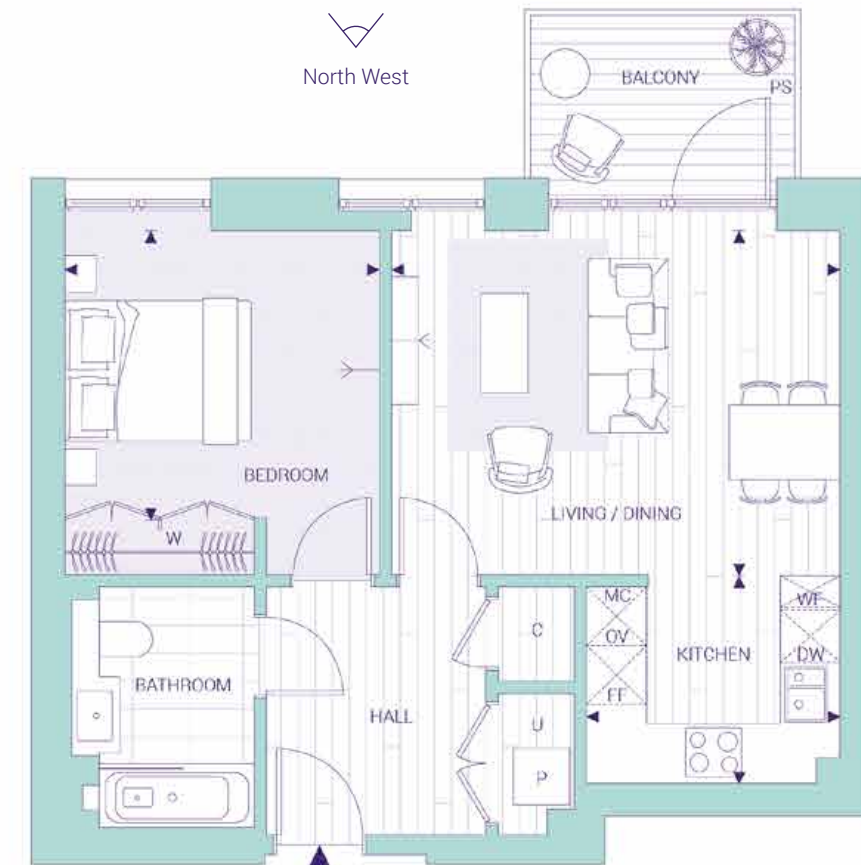
HOLLAND HOUSE

# 1 Bedroom apartment

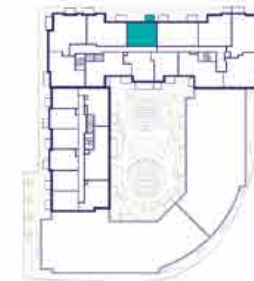
APARTMENTS: 590, 602, 614 & 626

FLOORS: 1, 2, 3 & 4

TOTAL AREA	52.1 SQM	560.8 SQFT
Kitchen	2.73m x 2.22m	8' 11" x 7' 3"
Living/Dining	4.81m x 3.69m	15' 9" x 12' 1"
Bedroom	3.38m x 3.09m	11' 1" x 10' 2"
<b>Balcony Area</b>	<b>5.5 sqm</b>	<b>59.2 sqft</b>



FLOOR 1 SHOWN BELOW



NORTH ELEVATION



**KEY**

- ◄ Measurement Points
- ◄ TV Aerial Point
- W Wardrobe
- C Cupboard
- U Utility Cupboard
- FF Fridge/Freezer
- MC Microwave
- WF Wine Fridge
- DW Dishwasher
- OV Oven
- P Heat Interface Unit & MVHR with Washer/Dryer below
- PS Privacy Screen

Apartment layouts provide approximate measurements and are indicative only. Dimensions, which are taken from the indicated points of measurement are for guidance only and are not intended to be used for carpet sizes, appliance space or items of furniture. Apartment areas are provided as gross internal areas under the RICS measuring practice. All measurements and areas may vary within a tolerance of 5%. Kitchen layouts are indicative only and are subject to change. Internal wardrobe layouts are indicative only and are subject to change. Services boxing size and location may vary. All balcony/terrace dimensions and areas are approximate and may vary within a tolerance of 10% subject to detailed design. View points are indicative only. Floorplans have been scaled individually to fit the page.



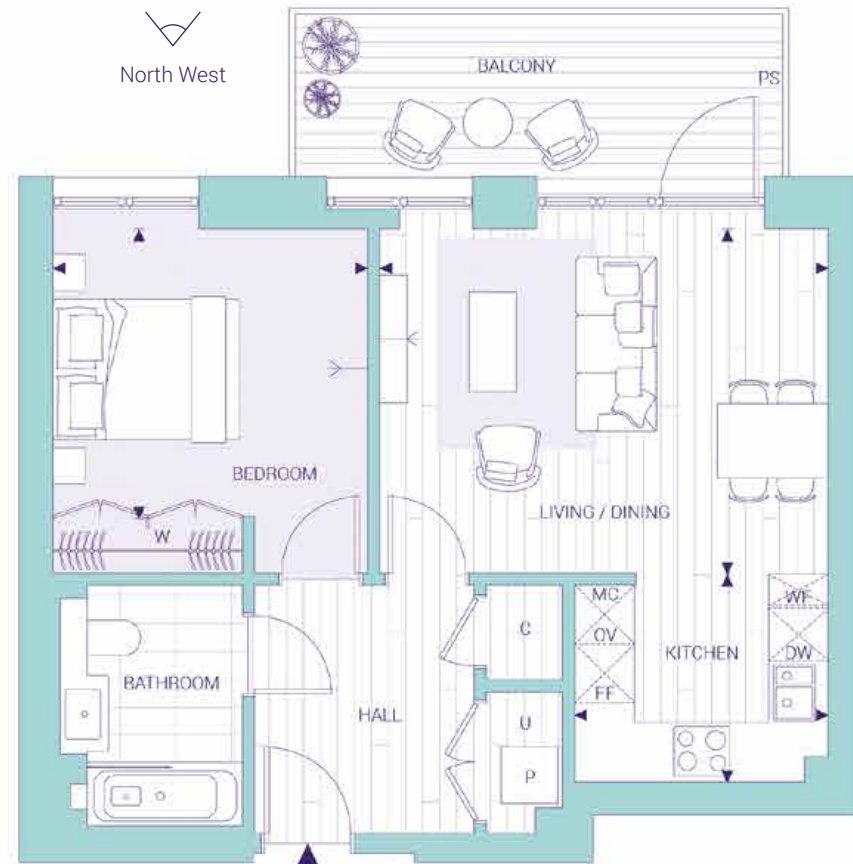
HOLLAND HOUSE

# 1 Bedroom apartment

APARTMENT: 638

FLOOR: 5

TOTAL AREA	52.1 SQM	560.8 SQFT
Kitchen	2.73m x 2.22m	8' 11" x 7' 3"
Living/Dining	4.81m x 3.69m	15' 9" x 12' 1"
Bedroom	3.38m x 3.09m	11' 1" x 10' 2"
<b>Balcony Area</b>	<b>10.1 sqm</b>	<b>108.7 sqft</b>



FLOOR 5 SHOWN BELOW



NORTH ELEVATION



KEY

- ◆ Measurement Points
- ← TV Aerial Point
- W Wardrobe
- C Cupboard
- U Utility Cupboard
- FF Fridge/Freezer
- MC Microwave
- WF Wine Fridge
- DW Dishwasher
- OV Oven
- P Heat Interface Unit & MVHR with Washer/Dryer below
- PS Privacy Screen

Apartment layouts provide approximate measurements and are indicative only. Dimensions, which are taken from the indicated points of measurement are for guidance only and are not intended to be used for carpet sizes, appliance space or items of furniture. Apartment areas are provided as gross internal areas under the RICS measuring practice. All measurements and areas may vary within a tolerance of 5%. Kitchen layouts are indicative only and are subject to change. Internal wardrobe layouts are indicative only and are subject to change. Services boxing size and location may vary. All balcony/terrace dimensions and areas are approximate and may vary within a tolerance of 10% subject to detailed design. View points are indicative only. Floorplans have been scaled individually to fit the page.

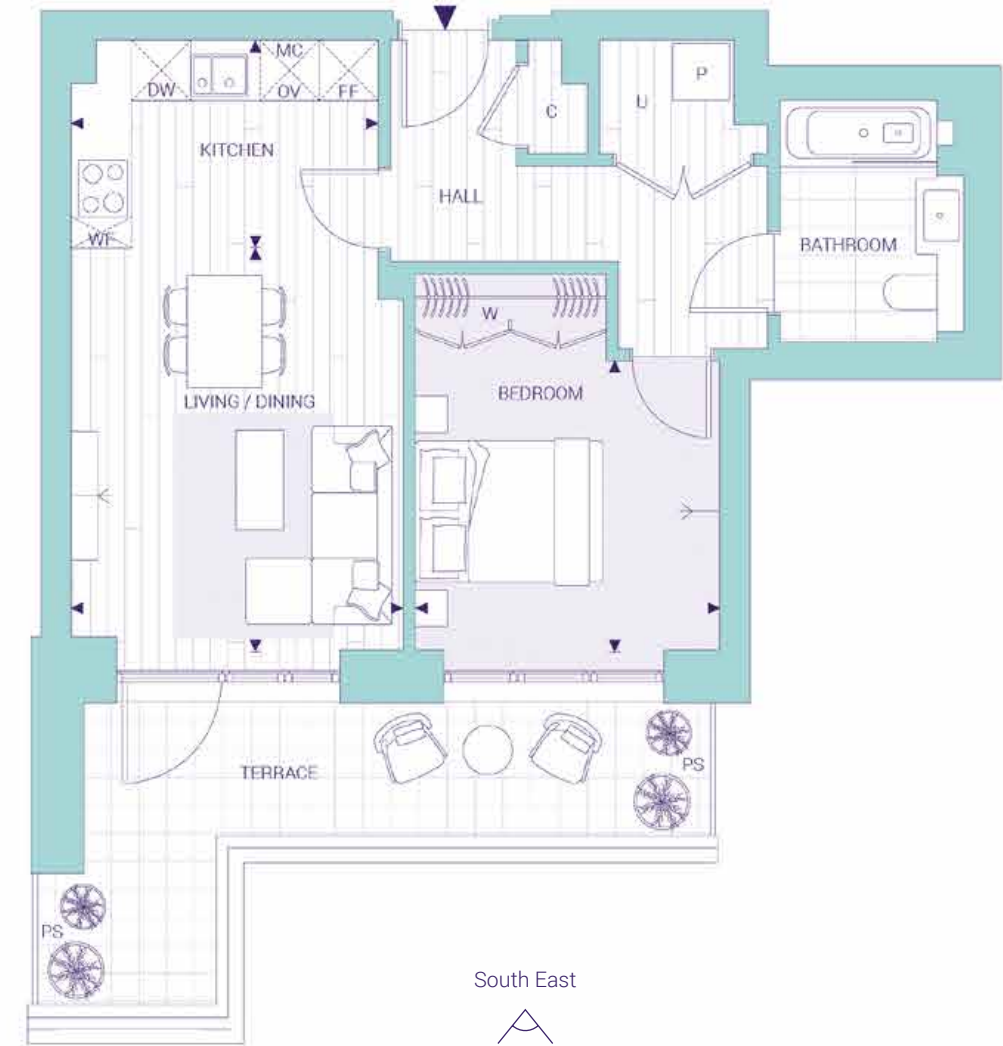
HOLLAND HOUSE

# 1 Bedroom apartment

APARTMENT: 583

FLOOR: GROUND

TOTAL AREA	52.8 SQM	568.3 SQFT
Kitchen	3.28m x 2.22m	10' 9" x 7' 3"
Living/Dining	3.56m x 4.29m	11' 8" x 14' 1"
Bedroom	3.26m x 3.11m	10' 8" x 10' 2"
<b>Terrace Area</b>	<b>14.7 sqm</b>	<b>158.2 sqft</b>



FLOOR 0 SHOWN BELOW



SOUTH ELEVATION



KEY

- ◆ Measurement Points
- ← TV Aerial Point
- W Wardrobe
- C Cupboard
- U Utility Cupboard
- FF Fridge/Freezer
- MC Microwave
- WF Wine Fridge
- DW Dishwasher
- OV Oven
- P Heat Interface Unit & MVHR with Washer/Dryer below
- PS Privacy Screen

Apartment layouts provide approximate measurements and are indicative only. Dimensions, which are taken from the indicated points of measurement are for guidance only and are not intended to be used for carpet sizes, appliance space or items of furniture. Apartment areas are provided as gross internal areas under the RICS measuring practice. All measurements and areas may vary within a tolerance of 5%. Kitchen layouts are indicative only and are subject to change. Internal wardrobe layouts are indicative only and are subject to change. Services boxing size and location may vary. All balcony/terrace dimensions and areas are approximate and may vary within a tolerance of 10% subject to detailed design. View points are indicative only. Floorplans have been scaled individually to fit the page.



HOLLAND HOUSE

# 1 Bedroom apartment

APARTMENTS: 597, 609, 621 & 633

FLOORS: 1, 2, 3 & 4

TOTAL AREA	55.0 SQM	592.0 SQFT
Kitchen	2.53m x 2.54m	8' 4" x 8' 4"
Living/Dining	3.25m x 5.77m	10' 8" x 18' 11"
Bedroom	2.91m x 5.12m	9' 7" x 16' 10"
<b>Balcony Area</b>	<b>10.2 sqm</b>	<b>109.8 sqft</b>



South East



FLOOR 1 SHOWN BELOW



SOUTH ELEVATION



KEY

- ◄ Measurement Points
- ← TV Aerial Point
- W Wardrobe
- C Cupboard
- U Utility Cupboard
- FF Fridge/Freezer
- MC Microwave
- WF Wine Fridge
- DW Dishwasher
- OV Oven
- P Heat Interface Unit & MVHR with Washer/Dryer below
- PS Privacy Screen

Apartment layouts provide approximate measurements and are indicative only. Dimensions, which are taken from the indicated points of measurement are for guidance only and are not intended to be used for carpet sizes, appliance space or items of furniture. Apartment areas are provided as gross internal areas under the RICS measuring practice. All measurements and areas may vary within a tolerance of 5%. Kitchen layouts are indicative only and are subject to change. Internal wardrobe layouts are indicative only and are subject to change. Services boxing size and location may vary. All balcony/terrace dimensions and areas are approximate and may vary within a tolerance of 10% subject to detailed design. View points are indicative only. Floorplans have been scaled individually to fit the page.

HOLLAND HOUSE

# 1 Bedroom apartment

APARTMENTS: 530 & 556

FLOORS: 1 & 2

TOTAL AREA	57.7 SQM	621.0 SQFT
Kitchen	2.10m x 3.02m	6' 11" x 9' 11"
Living/Dining	4.44m x 4.19m	14' 7" x 13' 9"
Bedroom	2.98m x 3.47m	9' 9" x 11' 5"
<b>Balcony Area</b>	<b>5.5 sqm</b>	<b>59.2 sqft</b>



North East



FLOOR 1 SHOWN BELOW



EAST ELEVATION



KEY

- ◄ Measurement Points
- ← TV Aerial Point
- W Wardrobe
- C Cupboard
- U Utility Cupboard
- FF Fridge/Freezer
- MC Microwave
- WF Wine Fridge
- DW Dishwasher
- OV Oven
- P Heat Interface Unit & MVHR with Washer/Dryer below
- PS Privacy Screen

Apartment layouts provide approximate measurements and are indicative only. Dimensions, which are taken from the indicated points of measurement are for guidance only and are not intended to be used for carpet sizes, appliance space or items of furniture. Apartment areas are provided as gross internal areas under the RICS measuring practice. All measurements and areas may vary within a tolerance of 5%. Kitchen layouts are indicative only and are subject to change. Internal wardrobe layouts are indicative only and are subject to change. Services boxing size and location may vary. All balcony/terrace dimensions and areas are approximate and may vary within a tolerance of 10% subject to detailed design. View points are indicative only. Floorplans have been scaled individually to fit the page.



HOLLAND HOUSE

# 2 Bedroom apartment

APARTMENT: 578

FLOOR: 5

TOTAL AREA	72.0 SQM	775.0 SQFT
Kitchen	4.03m x 1.71m	13' 3" x 5' 7"
Living/Dining	3.90m x 4.32m	12' 10" x 14' 2"
Bedroom 1	3.01m x 2.85m	9' 11" x 9' 4"
Bedroom 2/Office	2.75m x 3.04m	9' 0" x 10' 0"
<b>Balcony Area</b>	<b>11.0 sqm</b>	<b>118.4 sqft</b>



FLOOR 5 SHOWN BELOW



EAST ELEVATION



KEY

- ◆ Measurement Points
- ← TV Aerial Point
- W Wardrobe
- C Cupboard
- U Utility Cupboard
- FF Fridge/Freezer
- MC Microwave
- WF Wine Fridge
- DW Dishwasher
- OV Oven
- P Heat Interface Unit & MVHR with Washer/Dryer below
- PS Privacy Screen

Apartment layouts provide approximate measurements and are indicative only. Dimensions, which are taken from the indicated points of measurement are for guidance only and are not intended to be used for carpet sizes, appliance space or items of furniture. Apartment areas are provided as gross internal areas under the RICS measuring practice. All measurements and areas may vary within a tolerance of 5%. Kitchen layouts are indicative only and are subject to change. Internal wardrobe layouts are indicative only and are subject to change. Services boxing size and location may vary. All balcony/terrace dimensions and areas are approximate and may vary within a tolerance of 10% subject to detailed design. View points are indicative only. Floorplans have been scaled individually to fit the page.

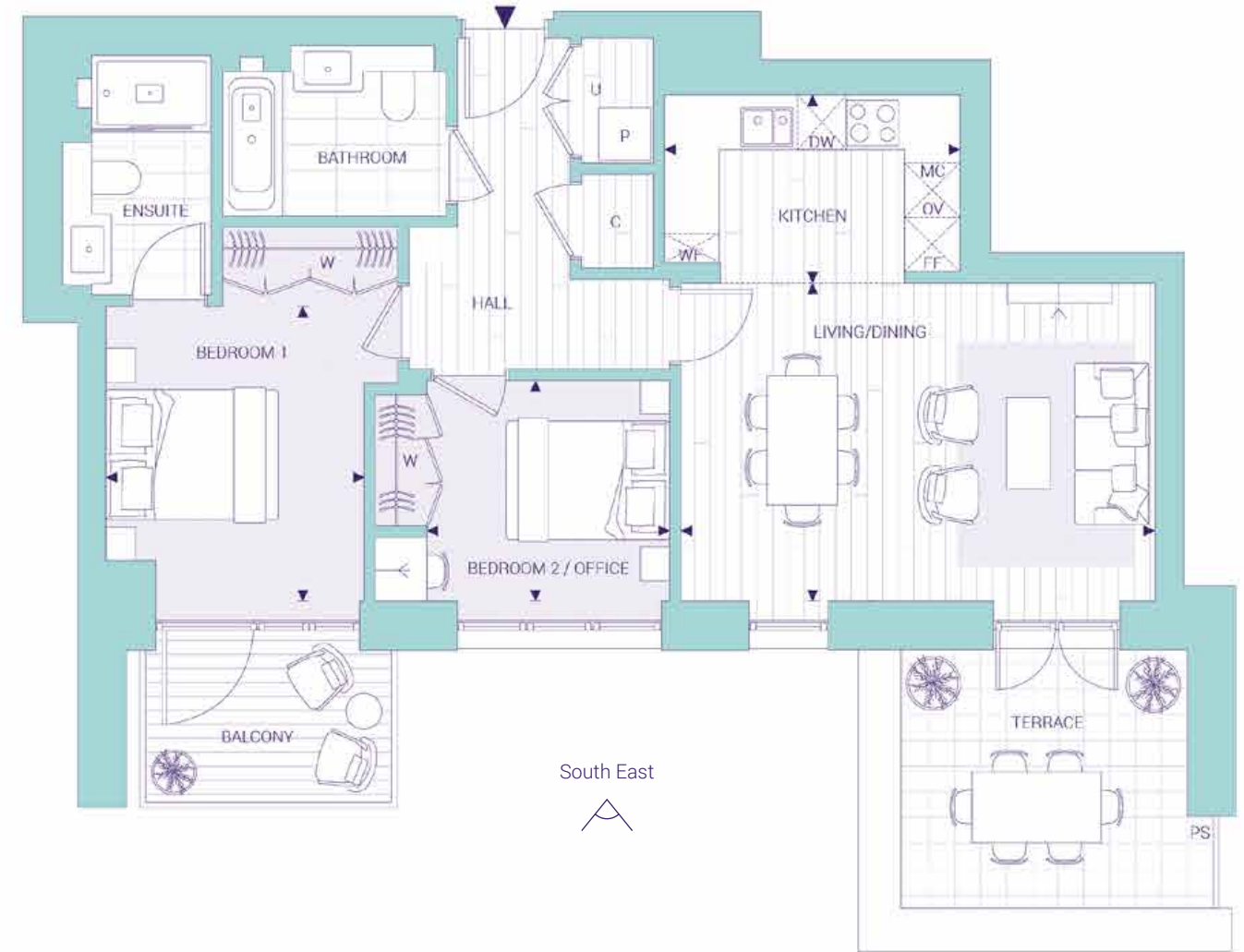
HOLLAND HOUSE

# 2 Bedroom apartment

APARTMENT: 642

FLOOR: 5

TOTAL AREA	72.7 SQM	782.5 SQFT
Kitchen	3.44m x 2.17m	11' 3" x 7' 1"
Living/Dining	5.50m x 3.70m	18' 1" x 12' 2"
Bedroom 1	2.99m x 3.44m	9' 10" x 11' 3"
Bedroom 2/Office	2.82m x 2.58m	9' 3" x 8' 6"
<b>Balcony Area</b>	<b>5.5 sqm</b>	<b>59.2 sqft</b>
<b>Terrace Area</b>	<b>10.5 sqm</b>	<b>113.0 sqft</b>



FLOOR 5 SHOWN BELOW



SOUTH ELEVATION



KEY

- ◆ Measurement Points
- ← TV Aerial Point
- W Wardrobe
- C Cupboard
- U Utility Cupboard
- FF Fridge/Freezer
- MC Microwave
- WF Wine Fridge
- DW Dishwasher
- OV Oven
- P Heat Interface Unit & MVHR with Washer/Dryer below
- PS Privacy Screen

Apartment layouts provide approximate measurements and are indicative only. Dimensions, which are taken from the indicated points of measurement are for guidance only and are not intended to be used for carpet sizes, appliance space or items of furniture. Apartment areas are provided as gross internal areas under the RICS measuring practice. All measurements and areas may vary within a tolerance of 5%. Kitchen layouts are indicative only and are subject to change. Internal wardrobe layouts are indicative only and are subject to change. Services boxing size and location may vary. All balcony/terrace dimensions and areas are approximate and may vary within a tolerance of 10% subject to detailed design. View points are indicative only. Floorplans have been scaled individually to fit the page.



HOLLAND HOUSE

# 2 Bedroom apartment

APARTMENTS: 568 & 574

FLOORS: 3 & 4

TOTAL AREA	73.2 SQM	787.9 SQFT
Kitchen	4.03m x 2.08m	13' 3" x 6' 10"
Living/Dining	3.90m x 4.26m	12' 10" x 14' 0"
Bedroom 1	3.01m x 3.12m	9' 11" x 10' 3"
Bedroom 2/Office	2.75m x 2.74m	9' 0" x 9' 0"
<b>Balcony Area</b>	<b>11.0 sqm</b>	<b>118.4 sqft</b>



FLOOR 3 SHOWN BELOW



EAST ELEVATION



**KEY**

- ◆ Measurement Points
- ← TV Aerial Point
- W Wardrobe
- C Cupboard
- U Utility Cupboard
- FF Fridge/Freezer
- MC Microwave
- WF Wine Fridge
- DW Dishwasher
- OV Oven
- P Heat Interface Unit & MVHR with Washer/Dryer below
- PS Privacy Screen

Apartment layouts provide approximate measurements and are indicative only. Dimensions, which are taken from the indicated points of measurement are for guidance only and are not intended to be used for carpet sizes, appliance space or items of furniture. Apartment areas are provided as gross internal areas under the RICS measuring practice. All measurements and areas may vary within a tolerance of 5%. Kitchen layouts are indicative only and are subject to change. Internal wardrobe layouts are indicative only and are subject to change. Services boxing size and location may vary. All balcony/terrace dimensions and areas are approximate and may vary within a tolerance of 10% subject to detailed design. View points are indicative only. Floorplans have been scaled individually to fit the page.

HOLLAND HOUSE

# 2 Bedroom apartment

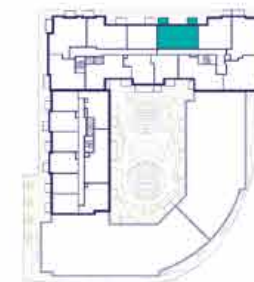
APARTMENTS: 591, 603, 615 & 627

FLOORS: 1, 2, 3 & 4

TOTAL AREA	73.8 SQM	794.4 SQFT
Kitchen	3.41m x 2.16m	11' 2" x 7' 1"
Living/Dining	4.94m x 4.29m	16' 2" x 14' 1"
Bedroom 1	3.00m x 2.98m	9' 10" x 9' 9"
Bedroom 2/Office	2.68m x 2.99m	8' 10" x 9' 10"
<b>Balcony Areas</b>	<b>11.1 sqm</b>	<b>119.5 sqft</b>



FLOOR 1 SHOWN BELOW



NORTH ELEVATION



**KEY**

- ◆ Measurement Points
- ← TV Aerial Point
- W Wardrobe
- C Cupboard
- U Utility Cupboard
- FF Fridge/Freezer
- MC Microwave
- WF Wine Fridge
- DW Dishwasher
- OV Oven
- P Heat Interface Unit & MVHR with Washer/Dryer below
- PS Privacy Screen

Apartment layouts provide approximate measurements and are indicative only. Dimensions, which are taken from the indicated points of measurement are for guidance only and are not intended to be used for carpet sizes, appliance space or items of furniture. Apartment areas are provided as gross internal areas under the RICS measuring practice. All measurements and areas may vary within a tolerance of 5%. Kitchen layouts are indicative only and are subject to change. Internal wardrobe layouts are indicative only and are subject to change. Services boxing size and location may vary. All balcony/terrace dimensions and areas are approximate and may vary within a tolerance of 10% subject to detailed design. View points are indicative only. Floorplans have been scaled individually to fit the page.



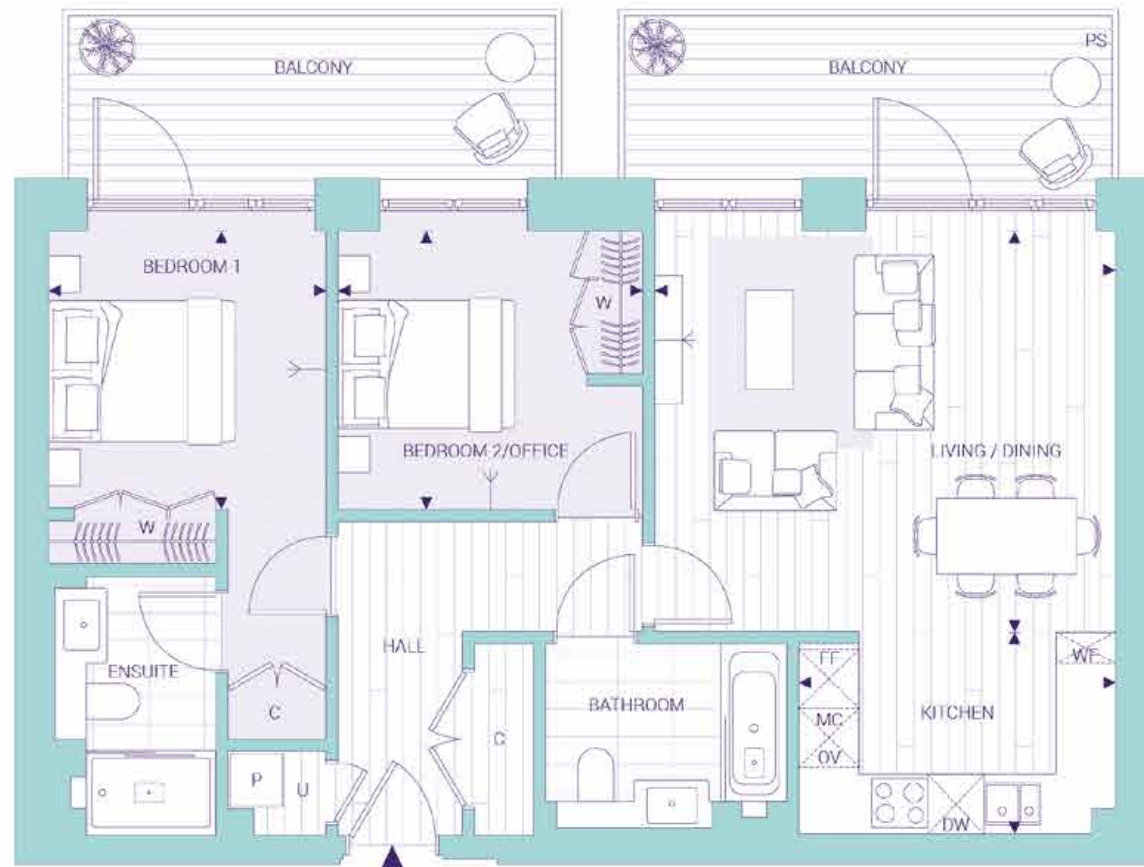
HOLLAND HOUSE

# 2 Bedroom apartment

APARTMENTS: 639

FLOOR: 5

TOTAL AREA	73.8 SQM	794.4 SQFT
Kitchen	3.41m x 2.16m	11' 2" x 7' 1"
Living/Dining	4.94m x 4.29m	16' 2" x 14' 1"
Bedroom 1	3.00m x 2.98m	9' 10" x 9' 9"
Bedroom 2/Office	2.68m x 2.99m	8' 10" x 9' 10"
Balcony Area	20.4 sqm	219.6 sqft



FLOOR 1 SHOWN BELOW



NORTH ELEVATION



KEY

- ◄ Measurement Points
- ◄ TV Aerial Point
- W Wardrobe
- C Cupboard
- U Utility Cupboard
- FF Fridge/Freezer
- MC Microwave
- WF Wine Fridge
- DW Dishwasher
- OV Oven
- P Heat Interface Unit & MVHR with Washer/Dryer below
- PS Privacy Screen

Apartment layouts provide approximate measurements and are indicative only. Dimensions, which are taken from the indicated points of measurement are for guidance only and are not intended to be used for carpet sizes, appliance space or items of furniture. Apartment areas are provided as gross internal areas under the RICS measuring practice. All measurements and areas may vary within a tolerance of 5%. Kitchen layouts are indicative only and are subject to change. Internal wardrobe layouts are indicative only and are subject to change. Services boxing size and location may vary. All balcony/terrace dimensions and areas are approximate and may vary within a tolerance of 10% subject to detailed design. View points are indicative only. Floorplans have been scaled individually to fit the page.

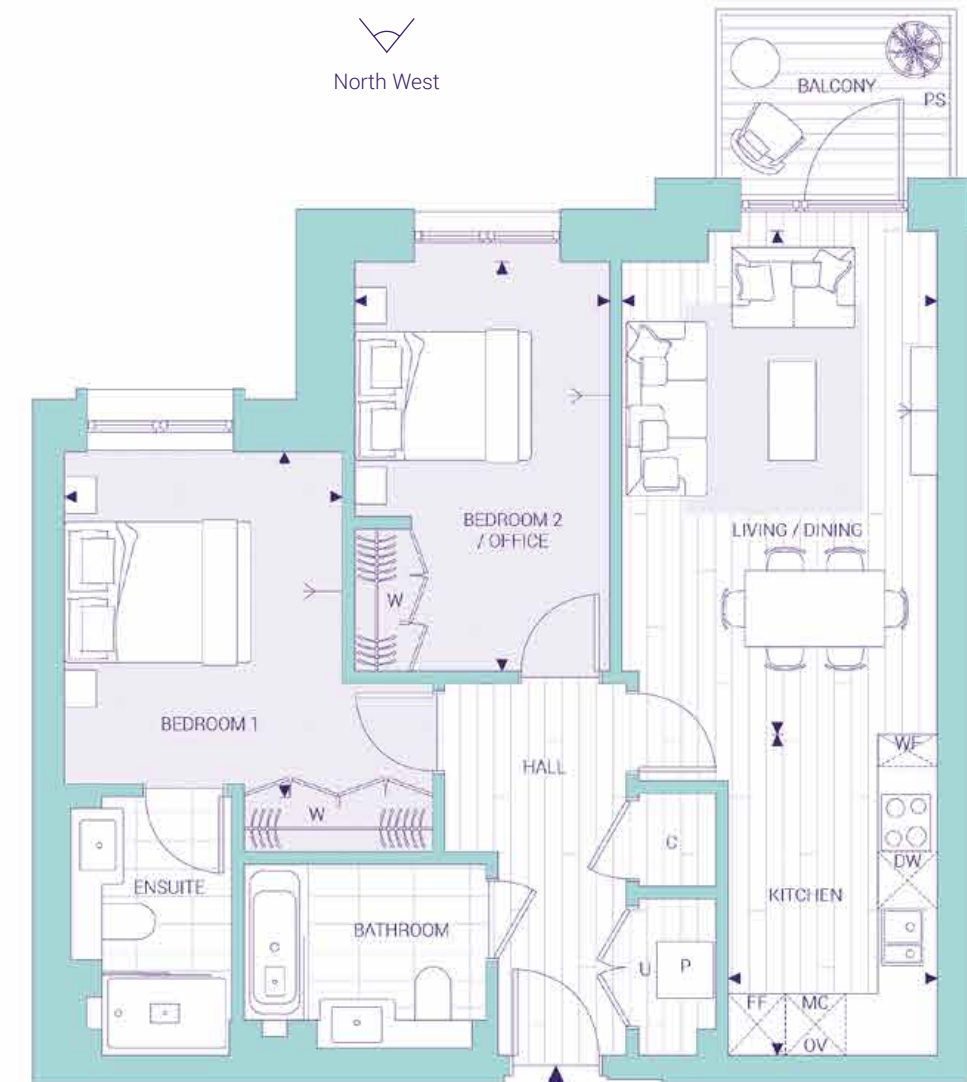
HOLLAND HOUSE

# 2 Bedroom apartment

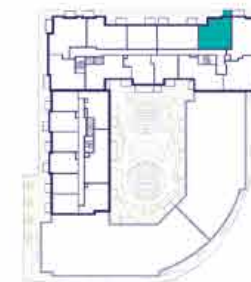
APARTMENTS: 592, 604, 616 & 628

FLOORS: 1, 2, 3 & 4


TOTAL AREA	74.0 SQM	796.5 SQFT
Kitchen	2.26m x 3.42m	7' 5" x 11' 3"
Living/Dining	3.38m x 5.40m	11' 1" x 17' 9"
Bedroom 1	3.00m x 3.69m	9' 10" x 12' 1"
Bedroom 2/Office	2.74m x 4.39m	9' 0" x 14' 5"
Balcony Area	4.7 sqm	50.7 sqft



FLOOR 1 SHOWN BELOW



NORTH ELEVATION



KEY

- ◄ Measurement Points
- ◄ TV Aerial Point
- W Wardrobe
- C Cupboard
- U Utility Cupboard
- FF Fridge/Freezer
- MC Microwave
- WF Wine Fridge
- DW Dishwasher
- OV Oven
- P Heat Interface Unit & MVHR with Washer/Dryer below
- PS Privacy Screen

Apartment layouts provide approximate measurements and are indicative only. Dimensions, which are taken from the indicated points of measurement are for guidance only and are not intended to be used for carpet sizes, appliance space or items of furniture. Apartment areas are provided as gross internal areas under the RICS measuring practice. All measurements and areas may vary within a tolerance of 5%. Kitchen layouts are indicative only and are subject to change. Internal wardrobe layouts are indicative only and are subject to change. Services boxing size and location may vary. All balcony/terrace dimensions and areas are approximate and may vary within a tolerance of 10% subject to detailed design. View points are indicative only. Floorplans have been scaled individually to fit the page.



HOLLAND HOUSE

# 2 Bedroom apartment

APARTMENTS: 563 & 569

FLOORS: 3 & 4

TOTAL AREA	74.6 SQM	803.0 SQFT
Kitchen/Dining	4.03m x 2.38m	13' 3" x 7' 10"
Living	4.03m x 4.12m	13' 3" x 13' 6"
Bedroom 1	3.16m x 3.00m	10' 4" x 9' 10"
Bedroom 2/Office	2.88m x 2.73m	9' 5" x 8' 11"
<b>Balcony Area</b>	<b>10.2 sqm</b>	<b>109.8 sqft</b>



North East



FLOOR 3 SHOWN BELOW



EAST ELEVATION



**KEY**

- ◆ Measurement Points
- ← TV Aerial Point
- W Wardrobe
- C Cupboard
- U Utility Cupboard
- FF Fridge/Freezer
- MC Microwave
- WF Wine Fridge
- DW Dishwasher
- OV Oven
- P Heat Interface Unit & MVHR with Washer/Dryer below
- PS Privacy Screen

Apartment layouts provide approximate measurements and are indicative only. Dimensions, which are taken from the indicated points of measurement are for guidance only and are not intended to be used for carpet sizes, appliance space or items of furniture. Apartment areas are provided as gross internal areas under the RICS measuring practice. All measurements and areas may vary within a tolerance of 5%. Kitchen layouts are indicative only and are subject to change. Internal wardrobe layouts are indicative only and are subject to change. Services boxing size and location may vary. All balcony/terrace dimensions and areas are approximate and may vary within a tolerance of 10% subject to detailed design. View points are indicative only. Floorplans have been scaled individually to fit the page.

HOLLAND HOUSE

# 2 Bedroom apartment

APARTMENT: 643

FLOOR: 5

TOTAL AREA	74.9 SQM	806.2 SQFT
Kitchen	3.06m x 3.32m	10' 0" x 10' 11"
Living/Dining	3.19m x 4.93m	10' 6" x 16' 2"
Bedroom 1	2.74m x 3.40m	9' 0" x 11' 2"
Bedroom 2/Office	2.81m x 3.63m	9' 3" x 11' 11"
<b>Balcony Area</b>	<b>14.4 sqm</b>	<b>155 sqft</b>



South East



FLOOR 5 SHOWN BELOW



SOUTH ELEVATION



**KEY**

- ◆ Measurement Points
- ← TV Aerial Point
- W Wardrobe
- C Cupboard
- U Utility Cupboard
- FF Fridge/Freezer
- MC Microwave
- WF Wine Fridge
- DW Dishwasher
- OV Oven
- P Heat Interface Unit & MVHR with Washer/Dryer below
- PS Privacy Screen

Apartment layouts provide approximate measurements and are indicative only. Dimensions, which are taken from the indicated points of measurement are for guidance only and are not intended to be used for carpet sizes, appliance space or items of furniture. Apartment areas are provided as gross internal areas under the RICS measuring practice. All measurements and areas may vary within a tolerance of 5%. Kitchen layouts are indicative only and are subject to change. Internal wardrobe layouts are indicative only and are subject to change. Services boxing size and location may vary. All balcony/terrace dimensions and areas are approximate and may vary within a tolerance of 10% subject to detailed design. View points are indicative only. Floorplans have been scaled individually to fit the page.



HOLLAND HOUSE

# 2 Bedroom apartment

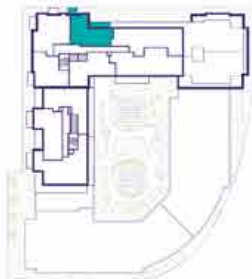
APARTMENT: 647

FLOOR: 6

TOTAL AREA	77.5 SQM	834.2 SQFT
Kitchen/Dining	3.40m x 2.72m	11' 2" x 8' 11"
Living	5.01m x 2.97m	16' 5" x 9' 9"
Bedroom 1	3.02m x 3.33m	9' 11" x 10' 11"
Bedroom 2/Office	3.12m x 3.15m	10' 3" x 10' 4"
Balcony Area	5.6 sqm	60.3 sqft
Terrace Area	6.2 sqm	66.7 sqft



FLOOR 6 SHOWN BELOW



NORTH ELEVATION



KEY

- ◄ Measurement Points
- ◄ TV Aerial Point
- W Wardrobe
- C Cupboard
- U Utility Cupboard
- FF Fridge/Freezer
- MC Microwave
- WF Wine Fridge
- DW Dishwasher
- OV Oven
- P Heat Interface Unit & MVHR with Washer/Dryer below
- PS Privacy Screen

Apartment layouts provide approximate measurements and are indicative only. Dimensions, which are taken from the indicated points of measurement are for guidance only and are not intended to be used for carpet sizes, appliance space or items of furniture. Apartment areas are provided as gross internal areas under the RICS measuring practice. All measurements and areas may vary within a tolerance of 5%. Kitchen layouts are indicative only and are subject to change. Internal wardrobe layouts are indicative only and are subject to change. Services boxing size and location may vary. All balcony/terrace dimensions and areas are approximate and may vary within a tolerance of 10% subject to detailed design. View points are indicative only. Floorplans have been scaled individually to fit the page.


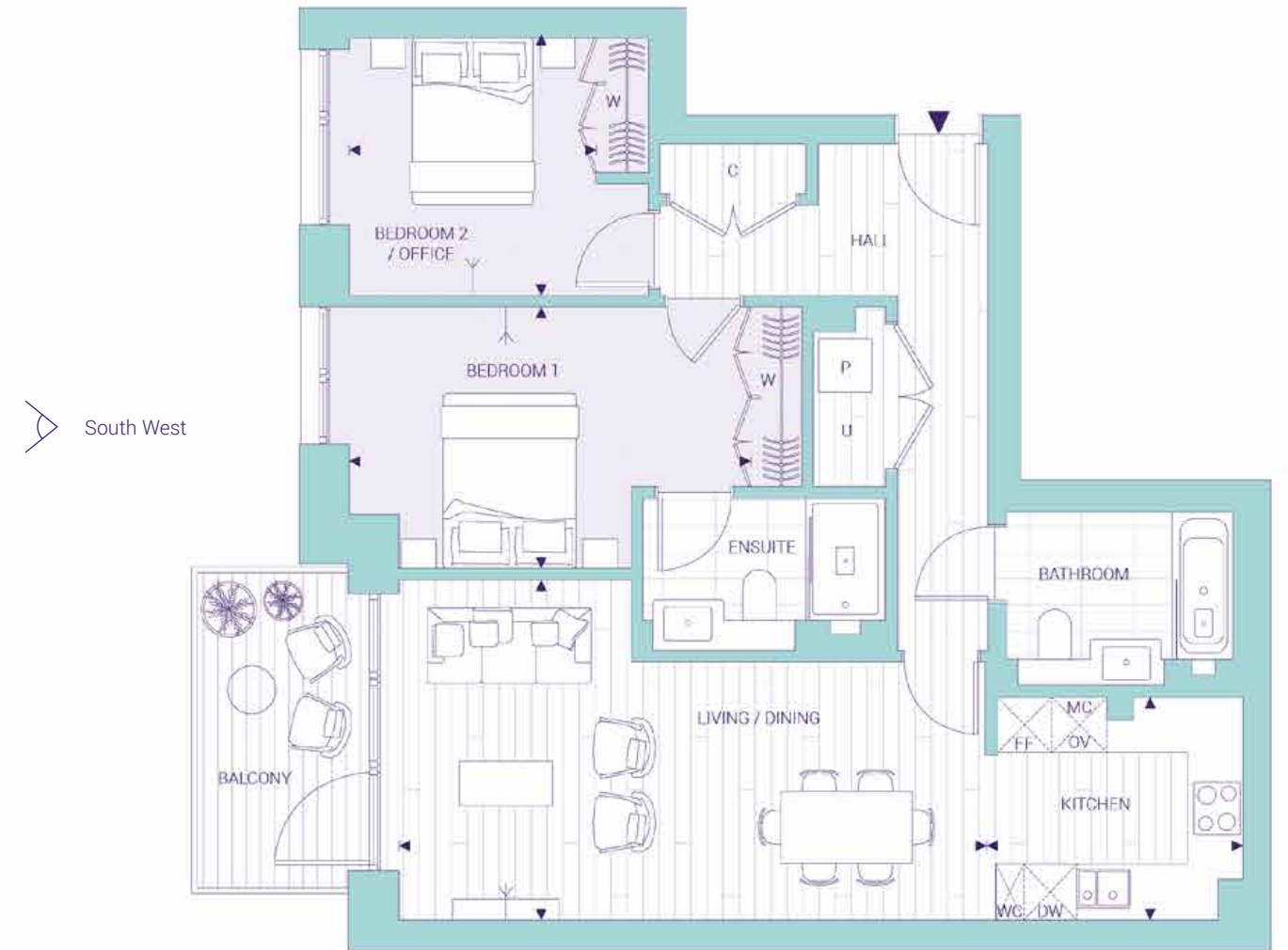
HOLLAND HOUSE

# 2 Bedroom apartment

APARTMENTS: 587, 599, 611, 623, 635 & 645

FLOORS: 1, 2, 3, 4, 5 & 6

TOTAL AREA	79.4 SQM	854.6 SQFT
Kitchen	2.93m x 2.56m	9' 7" x 8' 5"
Living/Dining	6.68m x 3.88m	21' 11" x 12' 9"
Bedroom 1	4.57m x 2.99m	15' 0" x 9' 10"
Bedroom 2/Office	2.82m x 2.94m	9' 3" x 9' 8"
Balcony Area	7.1 sqm	76.4 sqft



FLOOR 1 SHOWN BELOW



WEST ELEVATION



KEY

- ◄ Measurement Points
- ◄ TV Aerial Point
- W Wardrobe
- C Cupboard
- U Utility Cupboard
- FF Fridge/Freezer
- MC Microwave
- WF Wine Fridge
- DW Dishwasher
- OV Oven
- P Heat Interface Unit & MVHR with Washer/Dryer below
- PS Privacy Screen

Apartment layouts provide approximate measurements and are indicative only. Dimensions, which are taken from the indicated points of measurement are for guidance only and are not intended to be used for carpet sizes, appliance space or items of furniture. Apartment areas are provided as gross internal areas under the RICS measuring practice. All measurements and areas may vary within a tolerance of 5%. Kitchen layouts are indicative only and are subject to change. Internal wardrobe layouts are indicative only and are subject to change. Services boxing size and location may vary. All balcony/terrace dimensions and areas are approximate and may vary within a tolerance of 10% subject to detailed design. View points are indicative only. Floorplans have been scaled individually to fit the page.



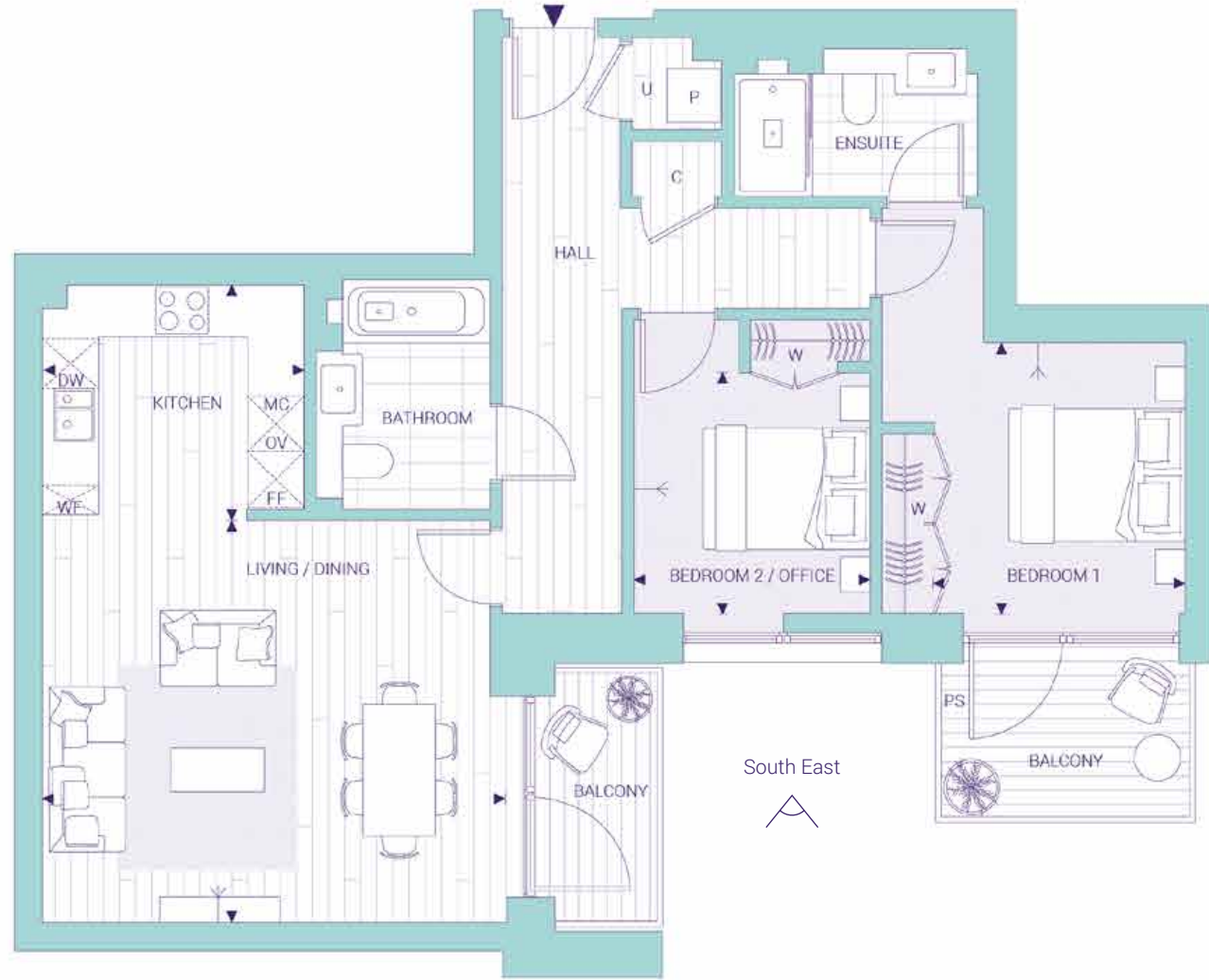
HOLLAND HOUSE

# 2 Bedroom apartment

APARTMENTS: 598, 610, 622 & 634

FLOORS: 1, 2, 3 & 4

TOTAL AREA	80.3 SQM	864.3 SQFT
Kitchen	2.98m x 2.66m	9' 9" x 8' 9"
Living/Dining	5.23m x 4.56m	17' 2" x 15' 0"
Bedroom 1	2.85m x 3.08m	9' 4" x 10' 1"
Bedroom 2/Office	2.71m x 2.74m	8' 11" x 9' 0"
<b>Balcony Areas</b>	<b>9.4 sqm</b>	<b>101.2 sqft</b>



FLOOR 1 SHOWN BELOW



SOUTH ELEVATION



KEY

- ◄ Measurement Points
- ← TV Aerial Point
- W Wardrobe
- C Cupboard
- U Utility Cupboard
- FF Fridge/Freezer
- MC Microwave
- WF Wine Fridge
- DW Dishwasher
- OV Oven
- P Heat Interface Unit & MVHR with Washer/Dryer below
- PS Privacy Screen

Apartment layouts provide approximate measurements and are indicative only. Dimensions, which are taken from the indicated points of measurement are for guidance only and are not intended to be used for carpet sizes, appliance space or items of furniture. Apartment areas are provided as gross internal areas under the RICS measuring practice. All measurements and areas may vary within a tolerance of 5%. Kitchen layouts are indicative only and are subject to change. Internal wardrobe layouts are indicative only and are subject to change. Services boxing size and location may vary. All balcony/terrace dimensions and areas are approximate and may vary within a tolerance of 10% subject to detailed design. View points are indicative only. Floorplans have been scaled individually to fit the page.

HOLLAND HOUSE

# 2 Bedroom apartment

APARTMENT: 650

FLOOR: 6

TOTAL AREA	81.1 SQM	872.9 SQFT
Kitchen	2.37m x 3.42m	7' 9" x 11' 3"
Living/Dining	5.09m x 3.81m	16' 8" x 12' 6"
Bedroom 1	2.77m x 3.25m	9' 1" x 10' 8"
Bedroom 2/Office	2.93m x 3.12m	9' 7" x 10' 3"
<b>Balcony Area</b>	<b>3.8 sqm</b>	<b>40.9 sqft</b>



FLOOR 6 SHOWN BELOW



SOUTH ELEVATION



KEY

- ◄ Measurement Points
- ← TV Aerial Point
- W Wardrobe
- C Cupboard
- U Utility Cupboard
- FF Fridge/Freezer
- MC Microwave
- WF Wine Fridge
- DW Dishwasher
- OV Oven
- P Heat Interface Unit & MVHR with Washer/Dryer below
- PS Privacy Screen

Apartment layouts provide approximate measurements and are indicative only. Dimensions, which are taken from the indicated points of measurement are for guidance only and are not intended to be used for carpet sizes, appliance space or items of furniture. Apartment areas are provided as gross internal areas under the RICS measuring practice. All measurements and areas may vary within a tolerance of 5%. Kitchen layouts are indicative only and are subject to change. Internal wardrobe layouts are indicative only and are subject to change. Services boxing size and location may vary. All balcony/terrace dimensions and areas are approximate and may vary within a tolerance of 10% subject to detailed design. View points are indicative only. Floorplans have been scaled individually to fit the page.



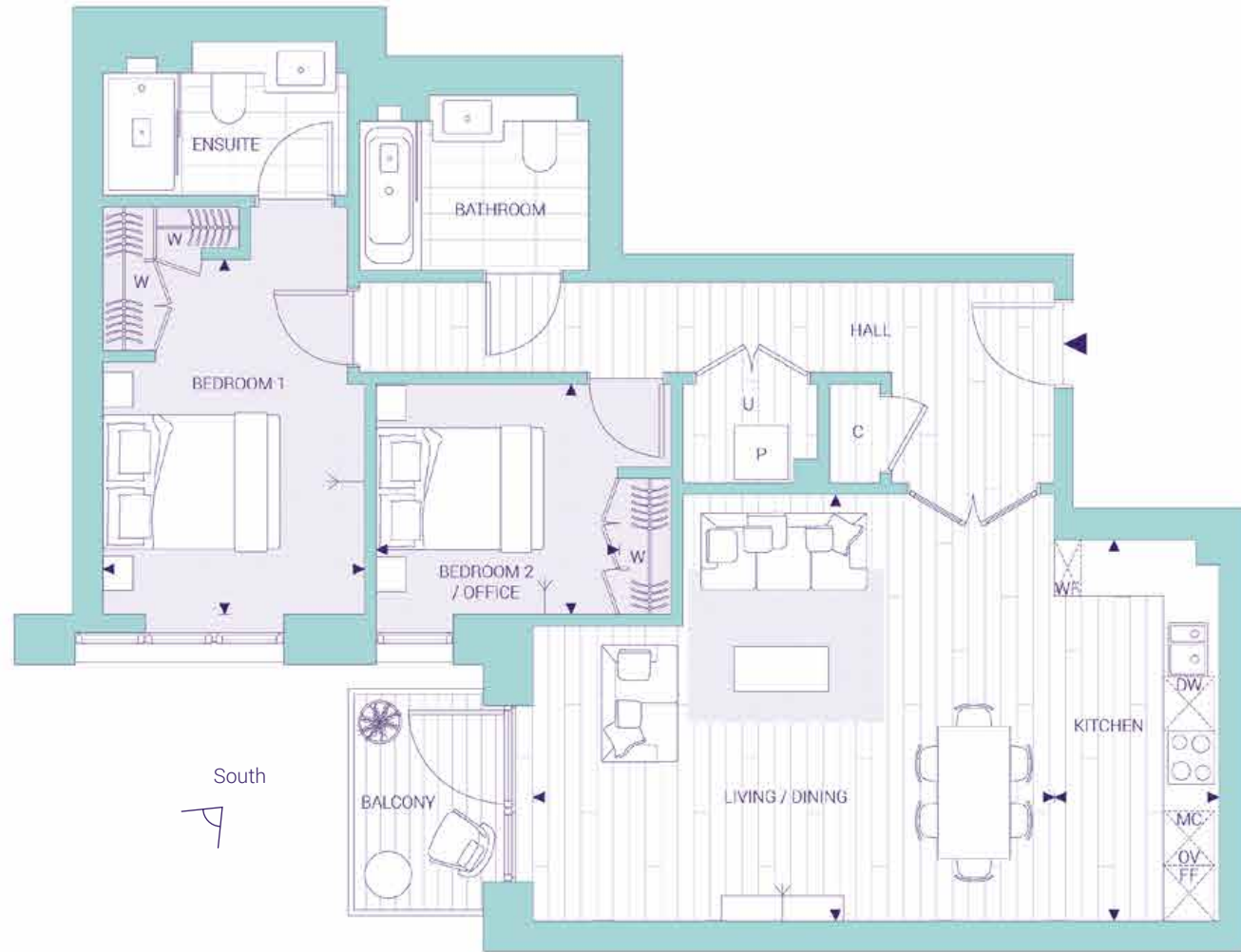
HOLLAND HOUSE

# 2 Bedroom apartment

APARTMENTS: 595 & 607

FLOORS: 1 & 2

TOTAL AREA	82.3 SQM	885.8 SQFT
Kitchen	1.88m x 4.31m	6' 2" x 14' 2"
Living/Dining	5.86m x 4.82m	19' 3" x 15' 10"
Bedroom 1	2.96m x 3.99m	9' 9" x 13' 1"
Bedroom 2/Office	2.75m x 2.60m	9' 0" x 8' 6"
Balcony Area	4.0 sqm	43.1 sqft



FLOOR 1 SHOWN BELOW



SOUTH ELEVATION



KEY

- ◄ Measurement Points
- ◄ TV Aerial Point
- W Wardrobe
- C Cupboard
- U Utility Cupboard
- FF Fridge/Freezer
- MC Microwave
- WF Wine Fridge
- DW Dishwasher
- OV Oven
- P Heat Interface Unit & MVHR with Washer/Dryer below
- PS Privacy Screen

Apartment layouts provide approximate measurements and are indicative only. Dimensions, which are taken from the indicated points of measurement are for guidance only and are not intended to be used for carpet sizes, appliance space or items of furniture. Apartment areas are provided as gross internal areas under the RICS measuring practice. All measurements and areas may vary within a tolerance of 5%. Kitchen layouts are indicative only and are subject to change. Internal wardrobe layouts are indicative only and are subject to change. Services boxing size and location may vary. All balcony/terrace dimensions and areas are approximate and may vary within a tolerance of 10% subject to detailed design. View points are indicative only. Floorplans have been scaled individually to fit the page.

HOLLAND HOUSE

# 2 Bedroom apartment

APARTMENT: 644

FLOOR: 5

TOTAL AREA	82.5 SQM	888.0 SQFT
Kitchen	3.07m x 2.52m	10' 1" x 8' 3"
Living/Dining	5.23m x 4.71m	17' 2" x 15' 5"
Bedroom 1	3.26m x 2.84m	10' 8" x 9' 4"
Bedroom 2/Office	2.82m x 2.74m	9' 3" x 9' 0"
Balcony Areas	9.4 sqm	101.2 sqft



FLOOR 5 SHOWN BELOW



SOUTH ELEVATION



KEY

- ◄ Measurement Points
- ◄ TV Aerial Point
- W Wardrobe
- C Cupboard
- U Utility Cupboard
- FF Fridge/Freezer
- MC Microwave
- WF Wine Fridge
- DW Dishwasher
- OV Oven
- P Heat Interface Unit & MVHR with Washer/Dryer below
- PS Privacy Screen

Apartment layouts provide approximate measurements and are indicative only. Dimensions, which are taken from the indicated points of measurement are for guidance only and are not intended to be used for carpet sizes, appliance space or items of furniture. Apartment areas are provided as gross internal areas under the RICS measuring practice. All measurements and areas may vary within a tolerance of 5%. Kitchen layouts are indicative only and are subject to change. Internal wardrobe layouts are indicative only and are subject to change. Services boxing size and location may vary. All balcony/terrace dimensions and areas are approximate and may vary within a tolerance of 10% subject to detailed design. View points are indicative only. Floorplans have been scaled individually to fit the page.



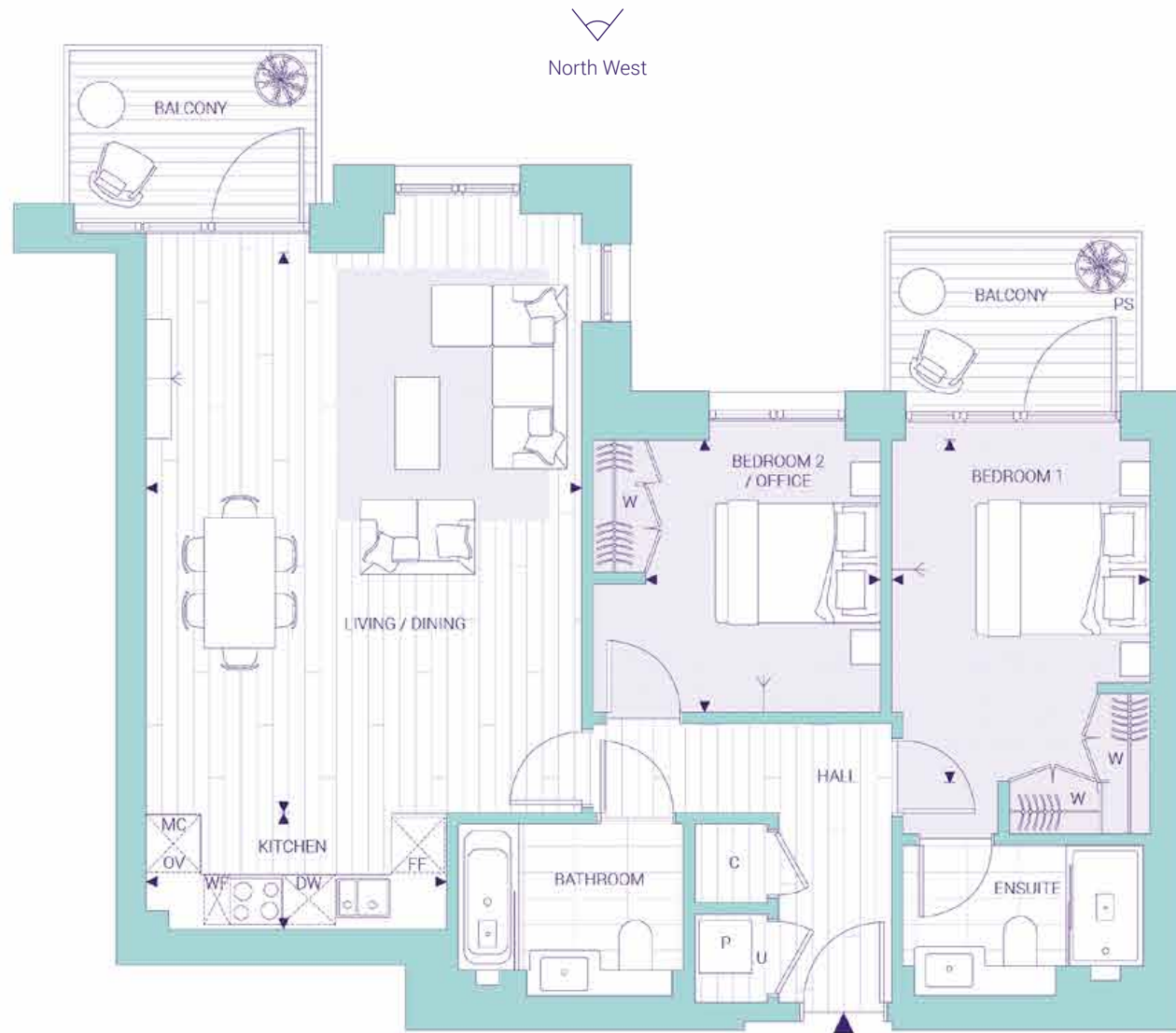
HOLLAND HOUSE

# 2 Bedroom apartment

APARTMENT: 637

FLOOR: 5

TOTAL AREA	83.7 SQM	900.9 SQFT
Kitchen	3.48m x 1.34m	11' 5" x 4' 5"
Living/Dining	5.02m x 6.43m	16' 6" x 21' 1"
Bedroom 1	2.99m x 3.94m	9' 10" x 12' 11"
Bedroom 2/Office	2.69m x 3.14m	8' 10" x 10' 4"
<b>Balcony Areas</b>	<b>11.2 sqm</b>	<b>120.6 sqft</b>



FLOOR 5 SHOWN BELOW



NORTH ELEVATION



KEY

- ◄ Measurement Points
- ◄ TV Aerial Point
- W Wardrobe
- C Cupboard
- U Utility Cupboard
- FF Fridge/Freezer
- MC Microwave
- WF Wine Fridge
- DW Dishwasher
- OV Oven
- P Heat Interface Unit & MVHR with Washer/Dryer below
- PS Privacy Screen

Apartment layouts provide approximate measurements and are indicative only. Dimensions, which are taken from the indicated points of measurement are for guidance only and are not intended to be used for carpet sizes, appliance space or items of furniture. Apartment areas are provided as gross internal areas under the RICS measuring practice. All measurements and areas may vary within a tolerance of 5%. Kitchen layouts are indicative only and are subject to change. Internal wardrobe layouts are indicative only and are subject to change. Services boxing size and location may vary. All balcony/terrace dimensions and areas are approximate and may vary within a tolerance of 10% subject to detailed design. View points are indicative only. Floorplans have been scaled individually to fit the page.

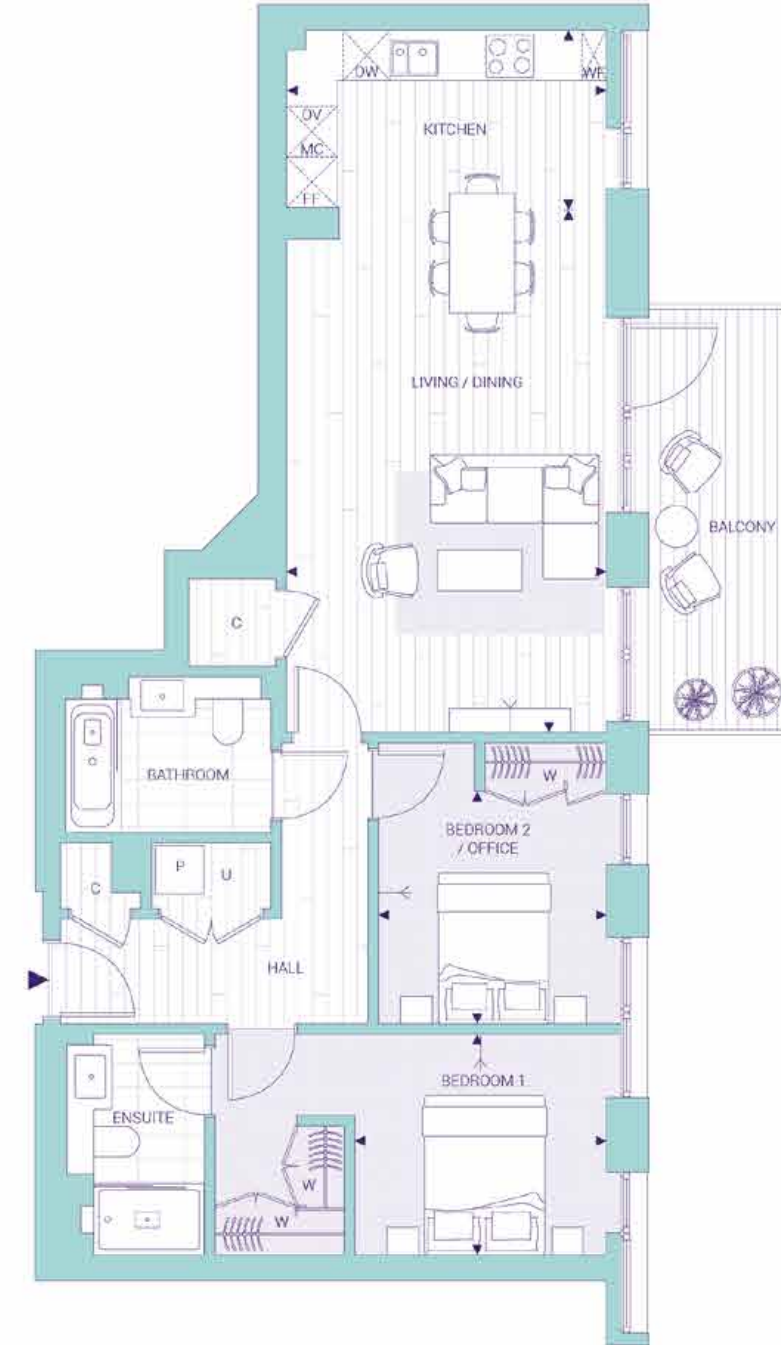
HOLLAND HOUSE

# 2 Bedroom apartment

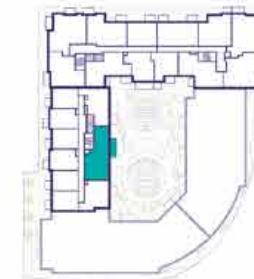
APARTMENTS: 529 & 555

FLOORS: 1 & 2

TOTAL AREA	83.9 SQM	903.1 SQFT
Kitchen	4.03m x 2.25m	13' 3" x 7' 5"
Living/Dining	4.03m x 6.53m	13' 3" x 21' 5"
Bedroom 1	3.17m x 2.78m	10' 5" x 9' 1"
Bedroom 2/Office	2.89m x 2.94m	9' 6" x 9' 8"
<b>Balcony Area</b>	<b>10.2 sqm</b>	<b>109.8 sqft</b>



FLOOR 1 SHOWN BELOW



EAST ELEVATION



KEY

- ◄ Measurement Points
- ◄ TV Aerial Point
- W Wardrobe
- C Cupboard
- U Utility Cupboard
- FF Fridge/Freezer
- MC Microwave
- WF Wine Fridge
- DW Dishwasher
- OV Oven
- P Heat Interface Unit & MVHR with Washer/Dryer below
- PS Privacy Screen

Apartment layouts provide approximate measurements and are indicative only. Dimensions, which are taken from the indicated points of measurement are for guidance only and are not intended to be used for carpet sizes, appliance space or items of furniture. Apartment areas are provided as gross internal areas under the RICS measuring practice. All measurements and areas may vary within a tolerance of 5%. Kitchen layouts are indicative only and are subject to change. Internal wardrobe layouts are indicative only and are subject to change. Services boxing size and location may vary. All balcony/terrace dimensions and areas are approximate and may vary within a tolerance of 10% subject to detailed design. View points are indicative only. Floorplans have been scaled individually to fit the page.



HOLLAND HOUSE

# 2 Bedroom apartment

APARTMENTS: 589, 601, 613 & 625

FLOORS: 1, 2, 3 & 4

TOTAL AREA	84.0 SQM	904.1 SQFT
Kitchen	2.83m x 2.64m	9' 3" x 8' 8"
Living/Dining	5.02m x 5.17m	16' 6" x 17' 0"
Bedroom 1	2.98m x 4.54m	9' 9" x 14' 11"
Bedroom 2/Office	2.72m x 3.04m	8' 11" x 10' 0"
<b>Balcony Areas</b>	<b>11.2 sqm</b>	<b>120.6 sqft</b>



FLOOR 1 SHOWN BELOW



NORTH ELEVATION



KEY

- ◆ Measurement Points
- ◀ TV Aerial Point
- W Wardrobe
- C Cupboard
- U Utility Cupboard
- FF Fridge/Freezer
- MC Microwave
- WF Wine Fridge
- DW Dishwasher
- OV Oven
- P Heat Interface Unit & MVHR with Washer/Dryer below
- PS Privacy Screen

Apartment layouts provide approximate measurements and are indicative only. Dimensions, which are taken from the indicated points of measurement are for guidance only and are not intended to be used for carpet sizes, appliance space or items of furniture. Apartment areas are provided as gross internal areas under the RICS measuring practice. All measurements and areas may vary within a tolerance of 5%. Kitchen layouts are indicative only and are subject to change. Internal wardrobe layouts are indicative only and are subject to change. Services boxing size and location may vary. All balcony/terrace dimensions and areas are approximate and may vary within a tolerance of 10% subject to detailed design. View points are indicative only. Floorplans have been scaled individually to fit the page.

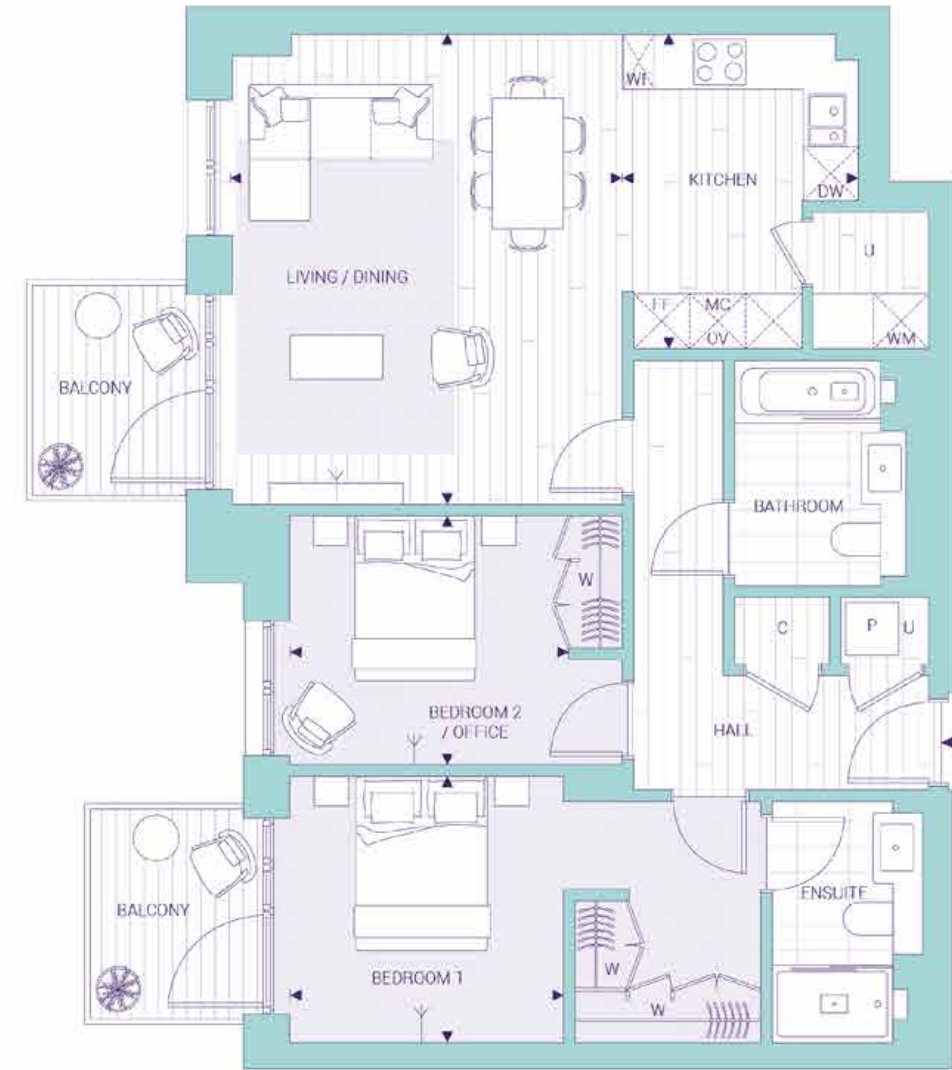
HOLLAND HOUSE

# 2 Bedroom apartment

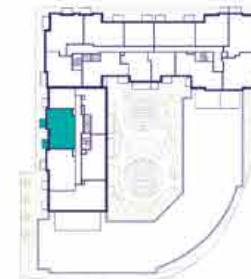
APARTMENT: 566

FLOOR: 3

TOTAL AREA	86.8 SQM	934.3 SQFT
Kitchen	2.71m x 3.63m	8' 11" x 11' 11"
Living/Dining	4.49m x 5.53m	14' 9" x 18' 2"
Bedroom 1	3.15m x 3.07m	10' 4" x 10' 1"
Bedroom 2/Office	3.21m x 2.88m	10' 6" x 9' 5"
<b>Balcony Areas</b>	<b>9.6 sqm</b>	<b>103.3 sqft</b>



FLOOR 3 SHOWN BELOW



WEST ELEVATION



KEY

- ◆ Measurement Points
- ◀ TV Aerial Point
- W Wardrobe
- C Cupboard
- U Utility Cupboard
- FF Fridge/Freezer
- MC Microwave
- WF Wine Fridge
- DW Dishwasher
- OV Oven
- P Heat Interface Unit & MVHR with Washer/Dryer below
- PS Privacy Screen

Apartment layouts provide approximate measurements and are indicative only. Dimensions, which are taken from the indicated points of measurement are for guidance only and are not intended to be used for carpet sizes, appliance space or items of furniture. Apartment areas are provided as gross internal areas under the RICS measuring practice. All measurements and areas may vary within a tolerance of 5%. Kitchen layouts are indicative only and are subject to change. Internal wardrobe layouts are indicative only and are subject to change. Services boxing size and location may vary. All balcony/terrace dimensions and areas are approximate and may vary within a tolerance of 10% subject to detailed design. View points are indicative only. Floorplans have been scaled individually to fit the page.



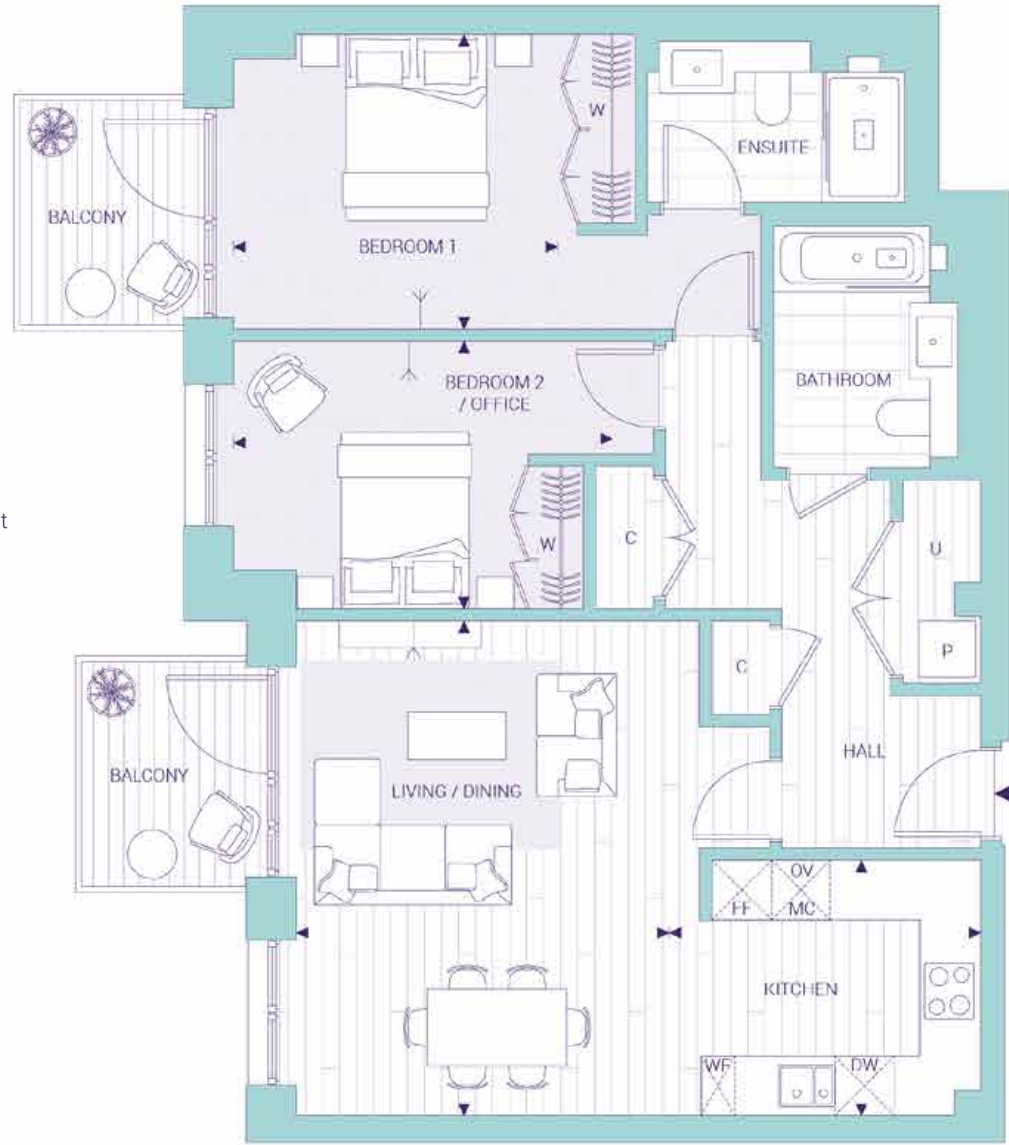
HOLLAND HOUSE

# 2 Bedroom apartment

APARTMENT: 572

FLOOR: 4

TOTAL AREA	86.8 SQM	934.3 SQFT
Kitchen	2.99m x 2.75m	9' 10" x 9' 0"
Living/Dining	4.33m x 5.30m	14' 2" x 17' 5"
Bedroom 1	3.70m x 3.17m	12' 2" x 10' 5"
Bedroom 2/Office	3.21m x 2.88m	10' 6" x 9' 5"
<b>Balcony Areas</b>	<b>9.6 sqm</b>	<b>103.3 sqft</b>



FLOOR 4 SHOWN BELOW



WEST ELEVATION



**KEY**

- ◄ Measurement Points
- ◄ TV Aerial Point
- W Wardrobe
- C Cupboard
- U Utility Cupboard
- FF Fridge/Freezer
- MC Microwave
- WF Wine Fridge
- DW Dishwasher
- OV Oven
- P Heat Interface Unit & MVHR with Washer/Dryer below
- PS Privacy Screen

Apartment layouts provide approximate measurements and are indicative only. Dimensions, which are taken from the indicated points of measurement are for guidance only and are not intended to be used for carpet sizes, appliance space or items of furniture. Apartment areas are provided as gross internal areas under the RICS measuring practice. All measurements and areas may vary within a tolerance of 5%. Kitchen layouts are indicative only and are subject to change. Internal wardrobe layouts are indicative only and are subject to change. Services boxing size and location may vary. All balcony/terrace dimensions and areas are approximate and may vary within a tolerance of 10% subject to detailed design. View points are indicative only. Floorplans have been scaled individually to fit the page.

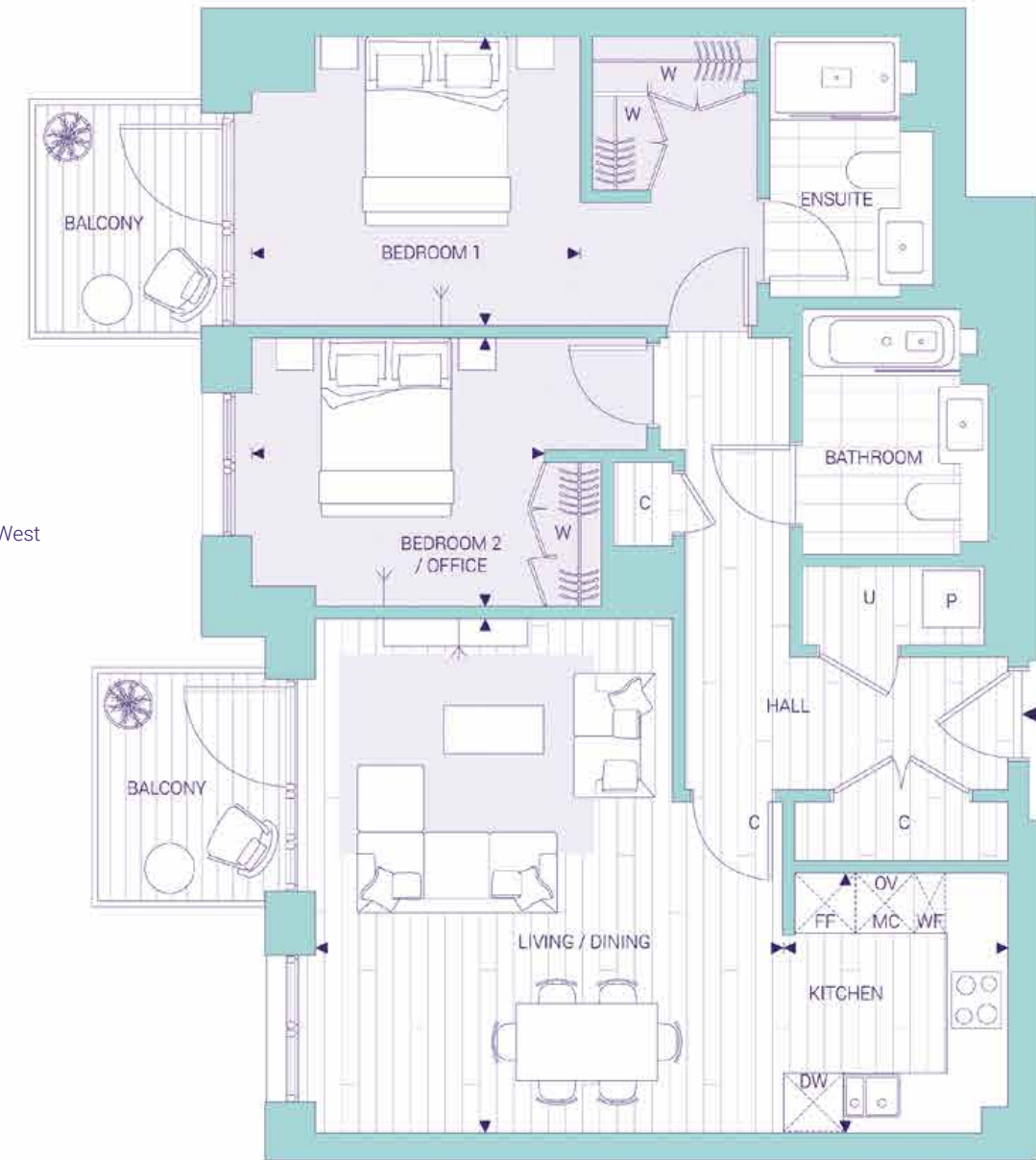
HOLLAND HOUSE

# 2 Bedroom apartment

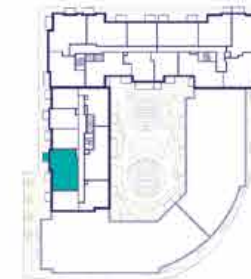
APARTMENTS: 550 & 571

FLOORS: 2 & 4

TOTAL AREA	87.0 SQM	936.4 SQFT
Kitchen	2.37m x 2.81m	7' 9" x 9' 3"
Living/Dining	4.95m x 5.44m	16' 3" x 17' 10"
Bedroom 1	3.49m x 3.08m	11' 5" x 10' 1"
Bedroom 2/Office	3.11m x 2.88m	10' 2" x 9' 5"
<b>Balcony Areas</b>	<b>9.6 sqm</b>	<b>103.3 sqft</b>



FLOOR 2 SHOWN BELOW



WEST ELEVATION



**KEY**

- ◄ Measurement Points
- ◄ TV Aerial Point
- W Wardrobe
- C Cupboard
- U Utility Cupboard
- FF Fridge/Freezer
- MC Microwave
- WF Wine Fridge
- DW Dishwasher
- OV Oven
- P Heat Interface Unit & MVHR with Washer/Dryer below
- PS Privacy Screen

Apartment layouts provide approximate measurements and are indicative only. Dimensions, which are taken from the indicated points of measurement are for guidance only and are not intended to be used for carpet sizes, appliance space or items of furniture. Apartment areas are provided as gross internal areas under the RICS measuring practice. All measurements and areas may vary within a tolerance of 5%. Kitchen layouts are indicative only and are subject to change. Internal wardrobe layouts are indicative only and are subject to change. Services boxing size and location may vary. All balcony/terrace dimensions and areas are approximate and may vary within a tolerance of 10% subject to detailed design. View points are indicative only. Floorplans have been scaled individually to fit the page.



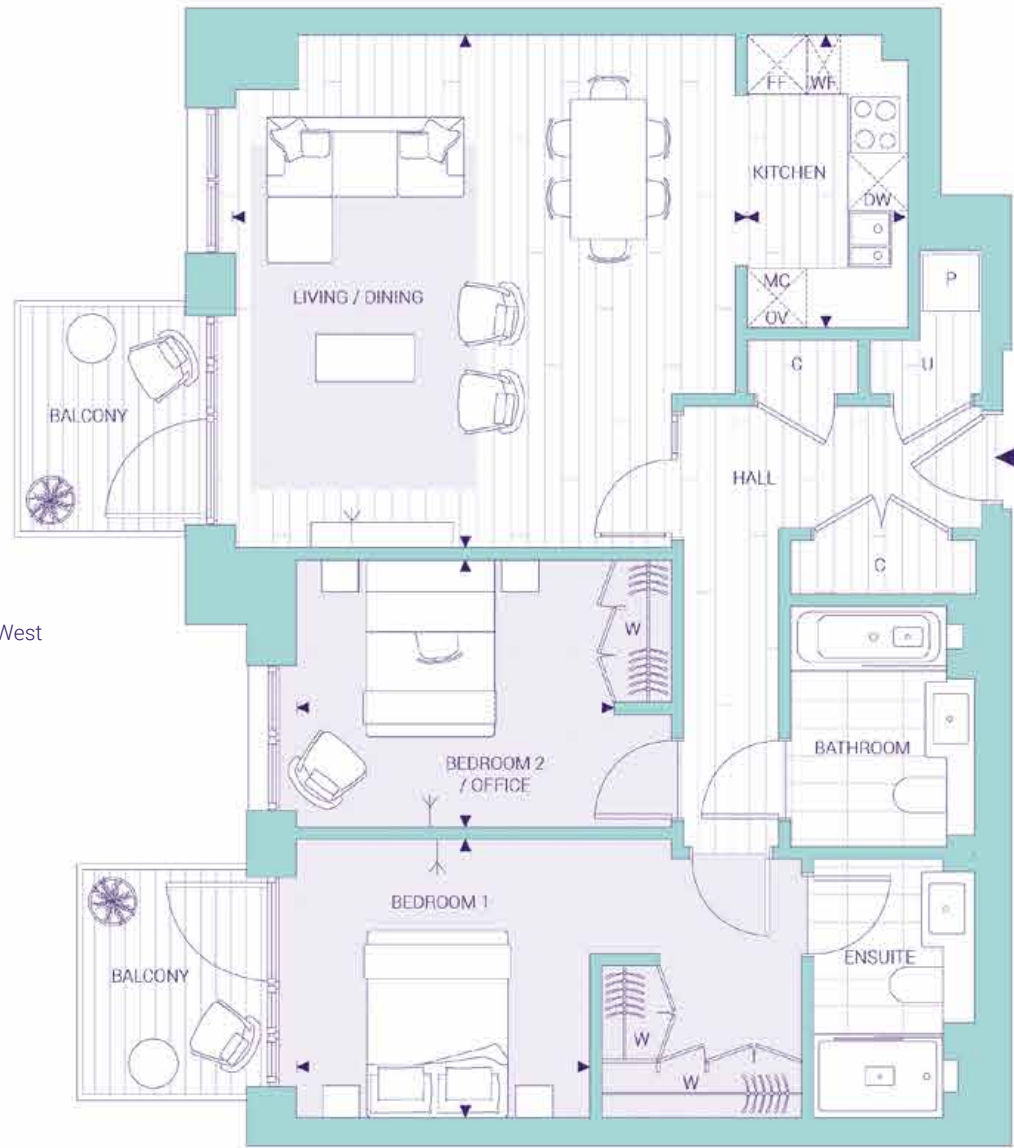
HOLLAND HOUSE

# 2 Bedroom apartment

APARTMENT: 565

FLOOR: 3

TOTAL AREA	87.0 SQM	936.4 SQFT
Kitchen	1.74m x 3.16m	5' 9" x 10' 4"
Living/Dining	5.47m x 5.53m	17' 11" x 18' 2"
Bedroom 1	3.15m x 2.98m	10' 4" x 9' 9"
Bedroom 2/Office	3.40m x 2.87m	11' 2" x 9' 5"
<b>Balcony Areas</b>	<b>9.6 sqm</b>	<b>103.3 sqft</b>



South West

N

FLOOR 3 SHOWN BELOW



WEST ELEVATION



KEY

- ◄ Measurement Points
- ◄ TV Aerial Point
- W Wardrobe
- C Cupboard
- U Utility Cupboard
- FF Fridge/Freezer
- MC Microwave
- WF Wine Fridge
- DW Dishwasher
- OV Oven
- P Heat Interface Unit & MVHR with Washer/Dryer below
- PS Privacy Screen

Apartment layouts provide approximate measurements and are indicative only. Dimensions, which are taken from the indicated points of measurement are for guidance only and are not intended to be used for carpet sizes, appliance space or items of furniture. Apartment areas are provided as gross internal areas under the RICS measuring practice. All measurements and areas may vary within a tolerance of 5%. Kitchen layouts are indicative only and are subject to change. Internal wardrobe layouts are indicative only and are subject to change. Services boxing size and location may vary. All balcony/terrace dimensions and areas are approximate and may vary within a tolerance of 10% subject to detailed design. View points are indicative only. Floorplans have been scaled individually to fit the page.

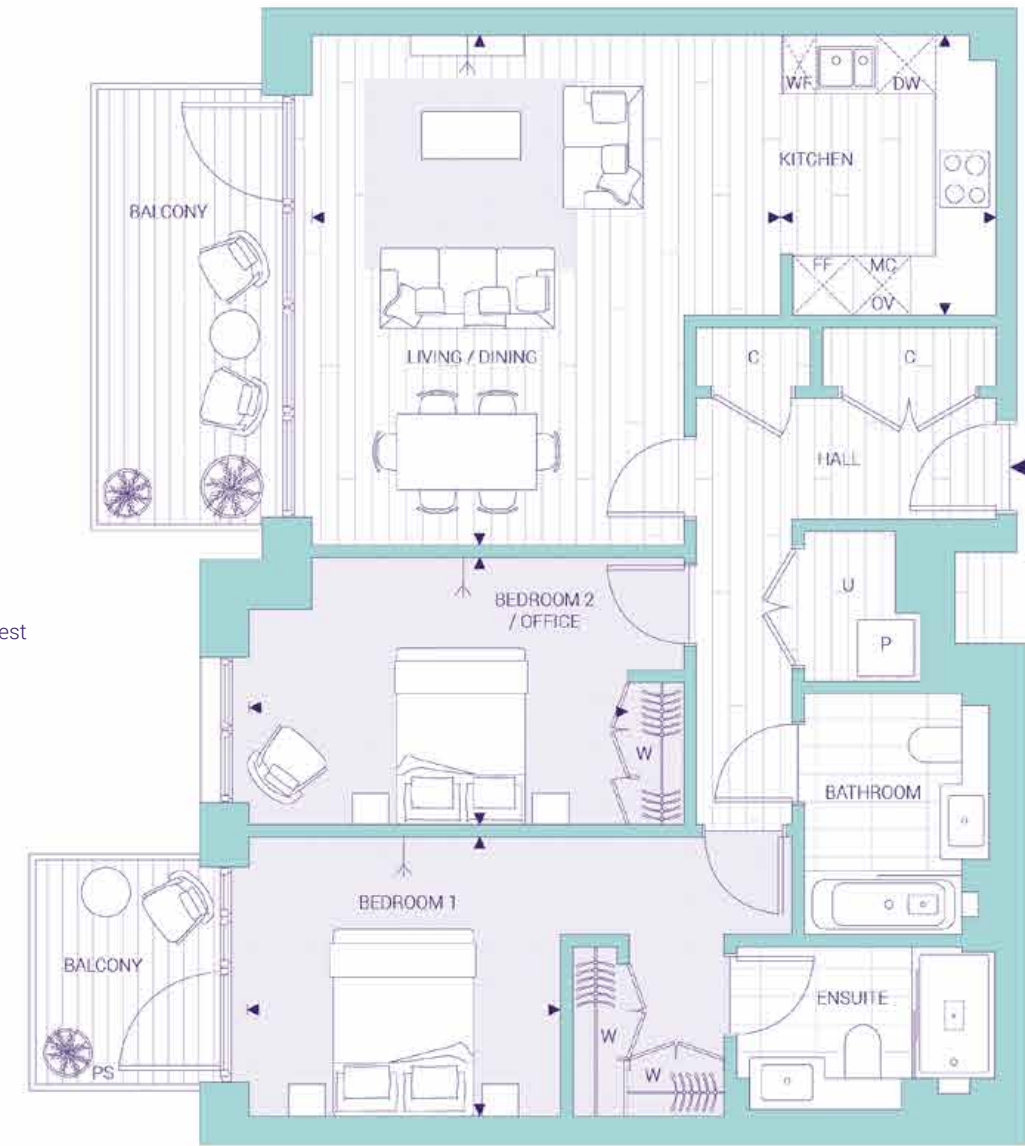
HOLLAND HOUSE

# 2 Bedroom apartment

APARTMENT: 577

FLOOR: 5

TOTAL AREA	87.1 SQM	937.5 SQFT
Kitchen	2.27m x 3.03m	7' 5" x 9' 11"
Living/Dining	5.04m x 5.47m	16' 6" x 17' 11"
Bedroom 1	3.35m x 3.00m	11' 0" x 9' 10"
Bedroom 2/Office	4.07m x 2.88m	13' 4" x 9' 5"
<b>Balcony Areas</b>	<b>14.1 sqm</b>	<b>151.8 sqft</b>



South West

N

FLOOR 5 SHOWN BELOW



WEST ELEVATION



KEY

- ◄ Measurement Points
- ◄ TV Aerial Point
- W Wardrobe
- C Cupboard
- U Utility Cupboard
- FF Fridge/Freezer
- MC Microwave
- WF Wine Fridge
- DW Dishwasher
- OV Oven
- P Heat Interface Unit & MVHR with Washer/Dryer below
- PS Privacy Screen

Apartment layouts provide approximate measurements and are indicative only. Dimensions, which are taken from the indicated points of measurement are for guidance only and are not intended to be used for carpet sizes, appliance space or items of furniture. Apartment areas are provided as gross internal areas under the RICS measuring practice. All measurements and areas may vary within a tolerance of 5%. Kitchen layouts are indicative only and are subject to change. Internal wardrobe layouts are indicative only and are subject to change. Services boxing size and location may vary. All balcony/terrace dimensions and areas are approximate and may vary within a tolerance of 10% subject to detailed design. View points are indicative only. Floorplans have been scaled individually to fit the page.



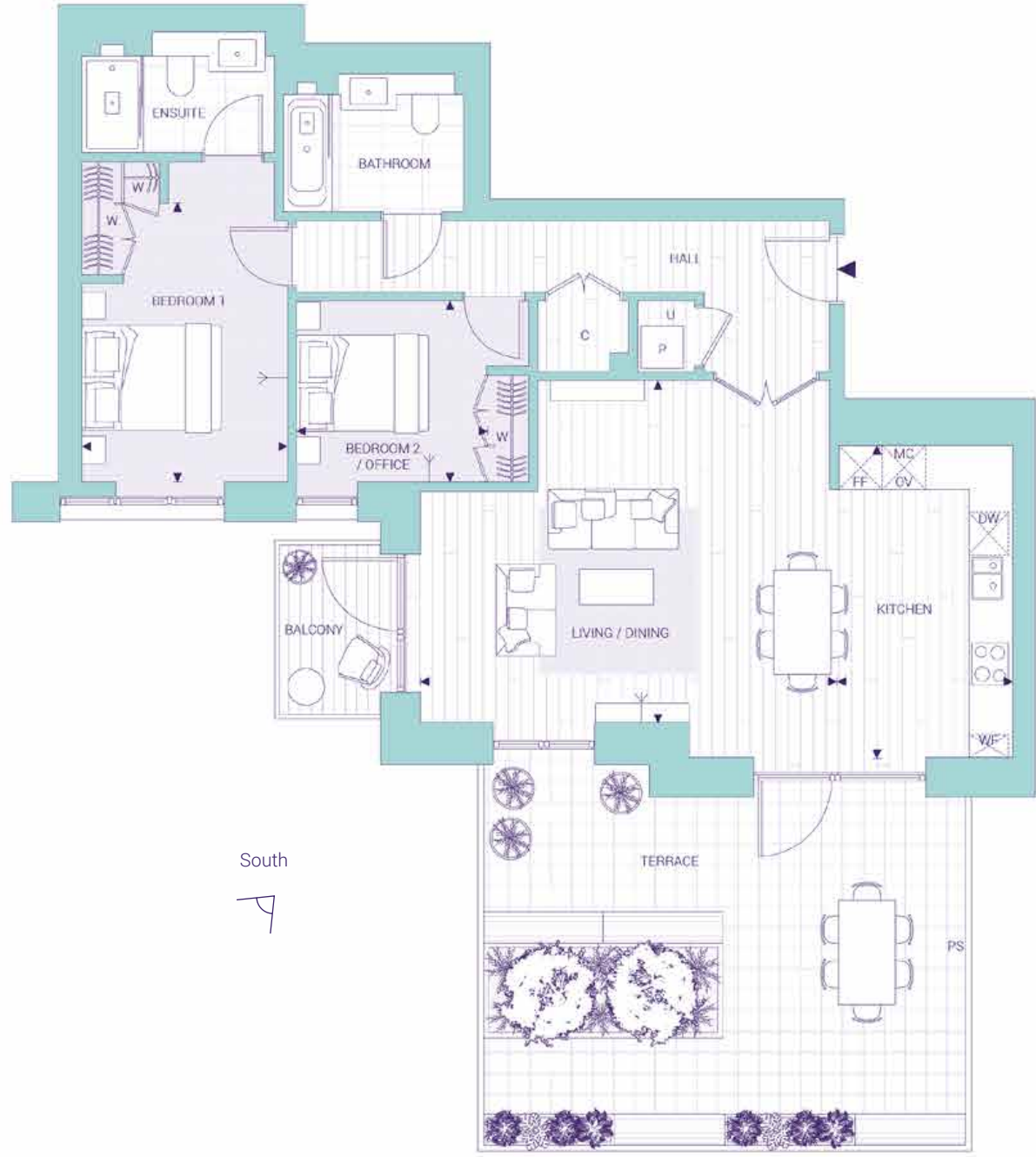
HOLLAND HOUSE

# 2 Bedroom apartment

APARTMENT: 619

FLOOR: 3

TOTAL AREA	87.7 SQM	944.0 SQFT
Kitchen	2.52m x 4.48m	8' 3" x 14' 8"
Living/Dining	5.96m x 4.92m	19' 7" x 16' 2"
Bedroom 1	2.96m x 3.99m	9' 9" x 13' 1"
Bedroom 2/Office	2.75m x 2.60m	9' 0" x 8' 6"
Balcony Area	4.0 sqm	43.1 sqft
Terrace Area	36.5 sqm	392.9 sqft



FLOOR 3 SHOWN BELOW



SOUTH ELEVATION



KEY

- ◆ Measurement Points
- ◀ TV Aerial Point
- W Wardrobe
- C Cupboard
- U Utility Cupboard
- FF Fridge/Freezer
- MC Microwave
- WF Wine Fridge
- DW Dishwasher
- OV Oven
- P Heat Interface Unit & MVHR with Washer/Dryer below
- PS Privacy Screen

Apartment layouts provide approximate measurements and are indicative only. Dimensions, which are taken from the indicated points of measurement are for guidance only and are not intended to be used for carpet sizes, appliance space or items of furniture. Apartment areas are provided as gross internal areas under the RICS measuring practice. All measurements and areas may vary within a tolerance of 5%. Kitchen layouts are indicative only and are subject to change. Internal wardrobe layouts are indicative only and are subject to change. Services boxing size and location may vary. All balcony/terrace dimensions and areas are approximate and may vary within a tolerance of 10% subject to detailed design. View points are indicative only. Floorplans have been scaled individually to fit the page.

HOLLAND HOUSE

# 2 Bedroom apartment

APARTMENT: 631

FLOOR: 4

TOTAL AREA	87.7 SQM	944.0 SQFT
Kitchen	2.52m x 4.48m	8' 3" x 14' 8"
Living/Dining	5.96m x 4.92m	19' 7" x 16' 2"
Bedroom 1	2.96m x 3.99m	9' 9" x 13' 1"
Bedroom 2/Office	2.75m x 2.60m	9' 0" x 8' 6"
Balcony Areas	9.8 sqm	105.8 sqft



FLOOR 4 SHOWN BELOW



SOUTH ELEVATION



KEY

- ◆ Measurement Points
- ◀ TV Aerial Point
- W Wardrobe
- C Cupboard
- U Utility Cupboard
- FF Fridge/Freezer
- MC Microwave
- WF Wine Fridge
- DW Dishwasher
- OV Oven
- P Heat Interface Unit & MVHR with Washer/Dryer below
- PS Privacy Screen

Apartment layouts provide approximate measurements and are indicative only. Dimensions, which are taken from the indicated points of measurement are for guidance only and are not intended to be used for carpet sizes, appliance space or items of furniture. Apartment areas are provided as gross internal areas under the RICS measuring practice. All measurements and areas may vary within a tolerance of 5%. Kitchen layouts are indicative only and are subject to change. Internal wardrobe layouts are indicative only and are subject to change. Services boxing size and location may vary. All balcony/terrace dimensions and areas are approximate and may vary within a tolerance of 10% subject to detailed design. View points are indicative only. Floorplans have been scaled individually to fit the page.



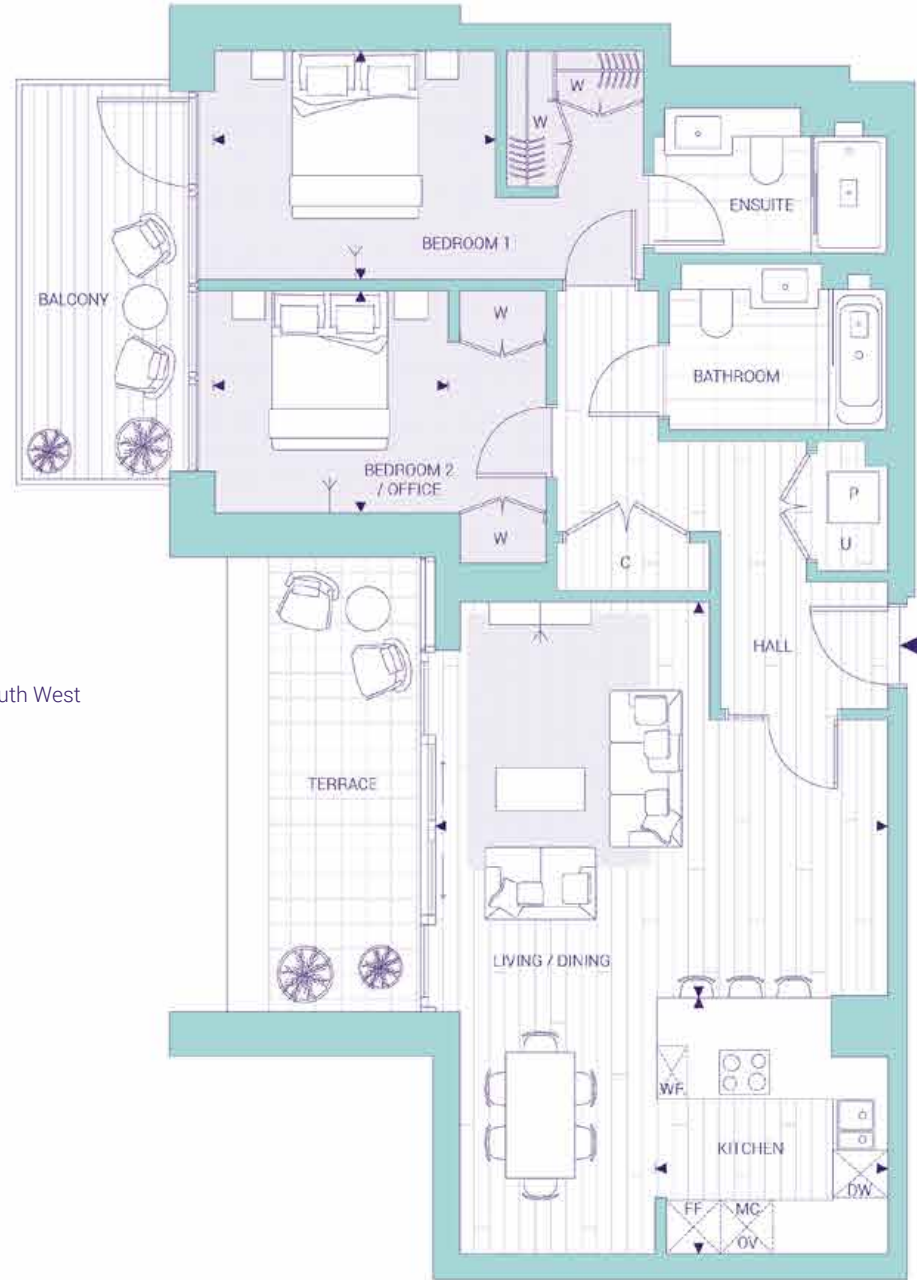
HOLLAND HOUSE

# 2 Bedroom apartment

APARTMENT: 580

FLOOR: 6

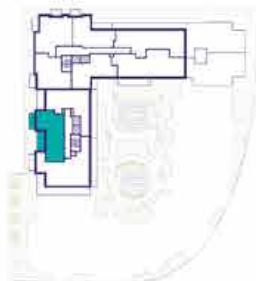
TOTAL AREA	88.7 SQM	954.7 SQFT
Kitchen	2.74m x 3.04m	9' 0" x 10' 0"
Living/Dining	5.36m x 4.70m	17' 7" x 15' 5"
Bedroom 1	3.36m x 2.74m	11' 0" x 9' 0"
Bedroom 2/Office	2.80m x 2.66m	9' 2" x 8' 9"
<b>Balcony Area</b>	<b>9.3 sqm</b>	<b>100.1 sqft</b>
<b>Terrace Area</b>	<b>9.9 sqm</b>	<b>106.5 sqft</b>



South West



FLOOR 6 SHOWN BELOW



WEST ELEVATION



KEY

- ◄ Measurement Points
- ◄ TV Aerial Point
- W Wardrobe
- C Cupboard
- U Utility Cupboard
- FF Fridge/Freezer
- MC Microwave
- WF Wine Fridge
- DW Dishwasher
- OV Oven
- P Heat Interface Unit & MVHR with Washer/Dryer below
- PS Privacy Screen

Apartment layouts provide approximate measurements and are indicative only. Dimensions, which are taken from the indicated points of measurement are for guidance only and are not intended to be used for carpet sizes, appliance space or items of furniture. Apartment areas are provided as gross internal areas under the RICS measuring practice. All measurements and areas may vary within a tolerance of 5%. Kitchen layouts are indicative only and are subject to change. Internal wardrobe layouts are indicative only and are subject to change. Services boxing size and location may vary. All balcony/terrace dimensions and areas are approximate and may vary within a tolerance of 10% subject to detailed design. View points are indicative only. Floorplans have been scaled individually to fit the page.

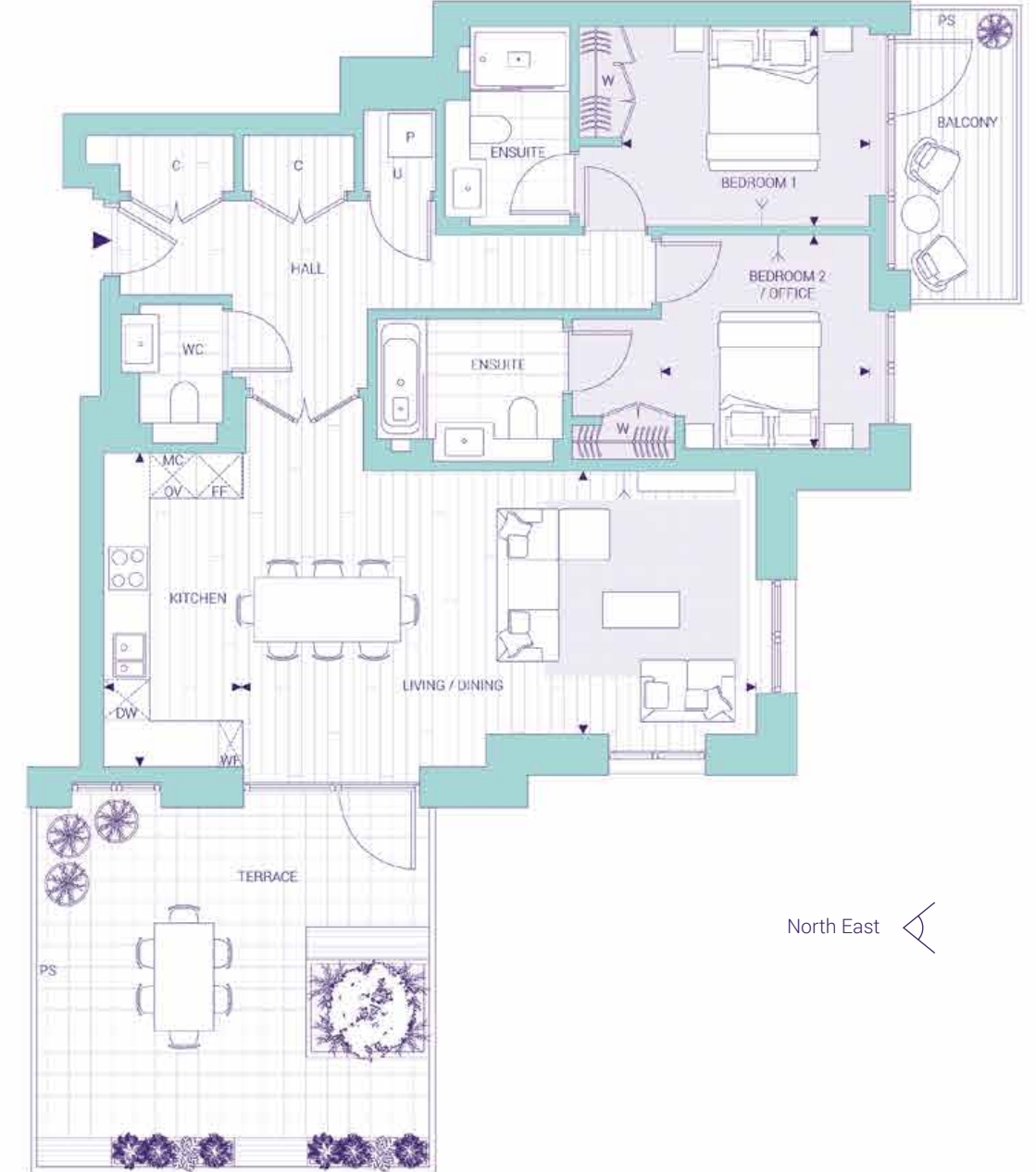
HOLLAND HOUSE

# 2 Bedroom apartment

APARTMENT: 618

FLOOR: 3

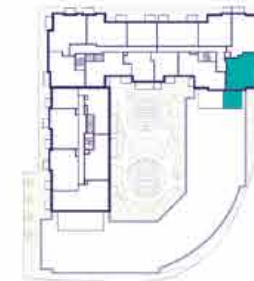
TOTAL AREA	93.5 SQM	1,006.4 SQFT
Kitchen	1.93m x 4.37m	6' 4" x 14' 4"
Living/Dining	7.12m x 3.68m	23' 4" x 12' 1"
Bedroom 1	3.44m x 2.78m	11' 3" x 9' 1"
Bedroom 2/Office	2.90m x 2.97m	9' 6" x 9' 9"
<b>Balcony Area</b>	<b>6.7 sqm</b>	<b>72.1 sqft</b>
<b>Terrace Area</b>	<b>28.2 sqm</b>	<b>303.5 sqft</b>



North East



FLOOR 3 SHOWN BELOW



SOUTH ELEVATION



KEY

- ◄ Measurement Points
- ◄ TV Aerial Point
- W Wardrobe
- C Cupboard
- U Utility Cupboard
- FF Fridge/Freezer
- MC Microwave
- WF Wine Fridge
- DW Dishwasher
- OV Oven
- P Heat Interface Unit & MVHR with Washer/Dryer below
- PS Privacy Screen

Apartment layouts provide approximate measurements and are indicative only. Dimensions, which are taken from the indicated points of measurement are for guidance only and are not intended to be used for carpet sizes, appliance space or items of furniture. Apartment areas are provided as gross internal areas under the RICS measuring practice. All measurements and areas may vary within a tolerance of 5%. Kitchen layouts are indicative only and are subject to change. Internal wardrobe layouts are indicative only and are subject to change. Services boxing size and location may vary. All balcony/terrace dimensions and areas are approximate and may vary within a tolerance of 10% subject to detailed design. View points are indicative only. Floorplans have been scaled individually to fit the page.



HOLLAND HOUSE

# 2 Bedroom apartment

APARTMENT: 630

FLOOR: 4

TOTAL AREA	93.5 SQM	1,006.4 SQFT
Kitchen	1.93m x 4.37m	6' 4" x 14' 4"
Living/Dining	7.12m x 3.68m	23' 4" x 12' 1"
Bedroom 1	3.44m x 2.78m	11' 3" x 9' 1"
Bedroom 2/Office	2.90m x 2.97m	9' 6" x 9' 9"
<b>Balcony Areas</b>	<b>12.3 sqm</b>	<b>132.4 sqft</b>



FLOOR 4 SHOWN BELOW



SOUTH ELEVATION



**KEY**

- ◆ Measurement Points
- ◀ TV Aerial Point
- W Wardrobe
- C Cupboard
- U Utility Cupboard
- FF Fridge/Freezer
- MC Microwave
- WF Wine Fridge
- DW Dishwasher
- OV Oven
- P Heat Interface Unit & MVHR with Washer/Dryer below
- PS Privacy Screen

Apartment layouts provide approximate measurements and are indicative only. Dimensions, which are taken from the indicated points of measurement are for guidance only and are not intended to be used for carpet sizes, appliance space or items of furniture. Apartment areas are provided as gross internal areas under the RICS measuring practice. All measurements and areas may vary within a tolerance of 5%. Kitchen layouts are indicative only and are subject to change. Internal wardrobe layouts are indicative only and are subject to change. Services boxing size and location may vary. All balcony/terrace dimensions and areas are approximate and may vary within a tolerance of 10% subject to detailed design. View points are indicative only. Floorplans have been scaled individually to fit the page.

HOLLAND HOUSE

# 2 Bedroom apartment

APARTMENT: 581

FLOOR: 6

TOTAL AREA	94.1 SQM	1,012.9 SQFT
Kitchen	3.56m x 2.60m	11' 8" x 8' 6"
Living/Dining	2.94m x 5.84m	9' 8" x 19' 2"
Bedroom 1	3.03m x 4.05m	9' 11" x 13' 3"
Bedroom 2/Office	3.04m x 3.08m	10' 0" x 10' 1"
<b>Balcony Area</b>	<b>9.8 sqm</b>	<b>105.8 sqft</b>
<b>Terrace Areas</b>	<b>28.2 sqm</b>	<b>303.8 sqft</b>



FLOOR 6 SHOWN BELOW



EAST ELEVATION



**KEY**

- ◆ Measurement Points
- ◀ TV Aerial Point
- W Wardrobe
- C Cupboard
- U Utility Cupboard
- FF Fridge/Freezer
- MC Microwave
- WF Wine Fridge
- DW Dishwasher
- OV Oven
- P Heat Interface Unit & MVHR with Washer/Dryer below
- PS Privacy Screen

Apartment layouts provide approximate measurements and are indicative only. Dimensions, which are taken from the indicated points of measurement are for guidance only and are not intended to be used for carpet sizes, appliance space or items of furniture. Apartment areas are provided as gross internal areas under the RICS measuring practice. All measurements and areas may vary within a tolerance of 5%. Kitchen layouts are indicative only and are subject to change. Internal wardrobe layouts are indicative only and are subject to change. Services boxing size and location may vary. All balcony/terrace dimensions and areas are approximate and may vary within a tolerance of 10% subject to detailed design. View points are indicative only. Floorplans have been scaled individually to fit the page.

North East

HOLLAND HOUSE



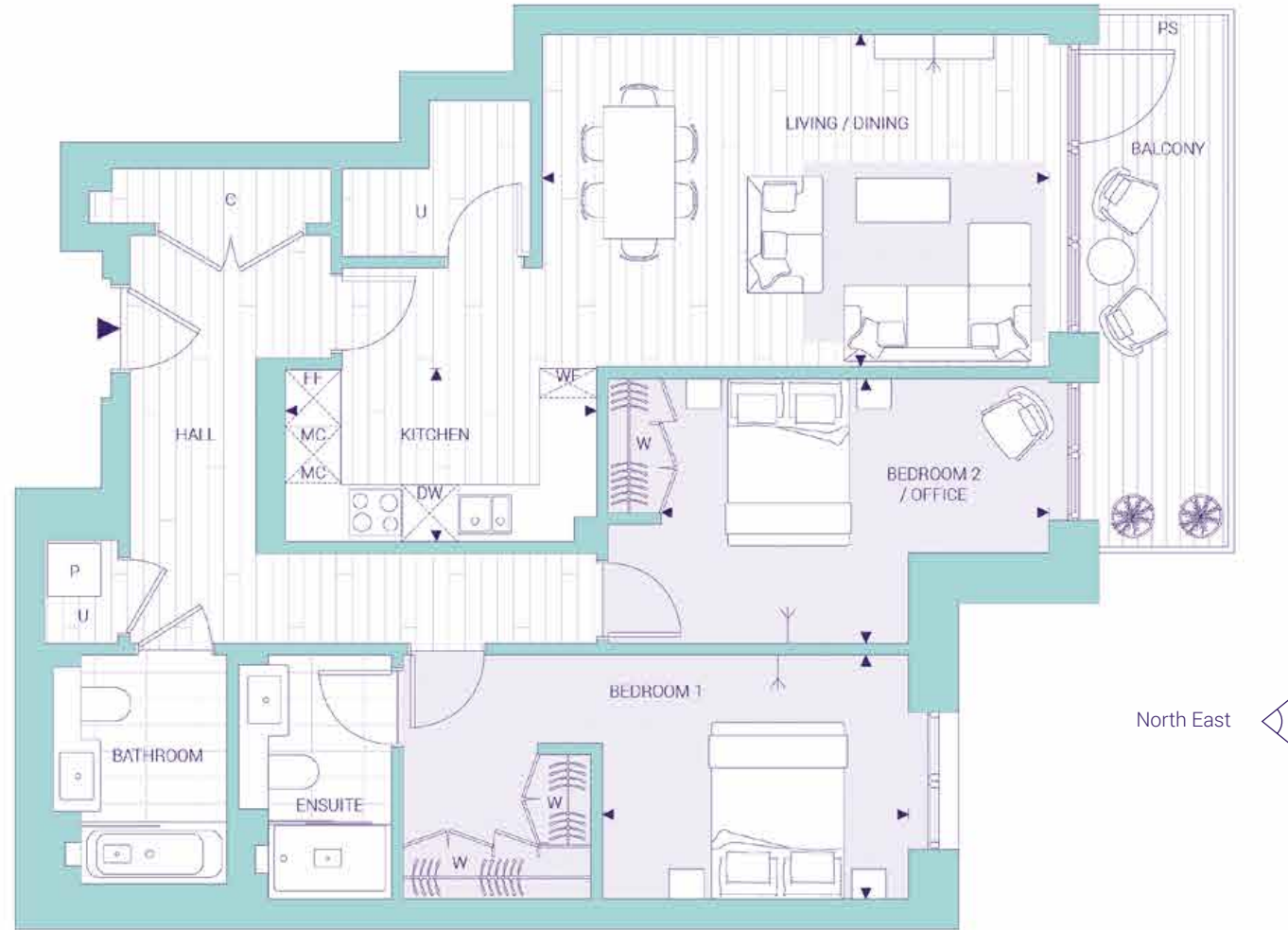
# HOLLAND HOUSE

## 2 Bedroom apartment

APARTMENT: 594

FLOOR: 1

TOTAL AREA	94.1 SQM	1,012.9 SQFT
Kitchen	3.55m x 1.97m	11' 8" x 6' 6"
Living/Dining	5.74m x 3.78m	18' 10" x 12' 5"
Bedroom 1	3.49m x 2.78m	11' 5" x 9' 1"
Bedroom 2/Office	4.40m x 3.01m	14' 5" x 9' 11"
Balcony Area	9.9 sqm	106.5 sqft



FLOOR 1 SHOWN BELOW



SOUTH ELEVATION



KEY

- ◆ Measurement Points
- ◀ TV Aerial Point
- W Wardrobe
- C Cupboard
- U Utility Cupboard
- FF Fridge/Freezer
- MC Microwave
- WF Wine Fridge
- DW Dishwasher
- OV Oven
- P Heat Interface Unit & MVHR with Washer/Dryer below
- PS Privacy Screen

Apartment layouts provide approximate measurements and are indicative only. Dimensions, which are taken from the indicated points of measurement are for guidance only and are not intended to be used for carpet sizes, appliance space or items of furniture. Apartment areas are provided as gross internal areas under the RICS measuring practice. All measurements and areas may vary within a tolerance of 5%. Kitchen layouts are indicative only and are subject to change. Internal wardrobe layouts are indicative only and are subject to change. Services boxing size and location may vary. All balcony/terrace dimensions and areas are approximate and may vary within a tolerance of 10% subject to detailed design. View points are indicative only. Floorplans have been scaled individually to fit the page.

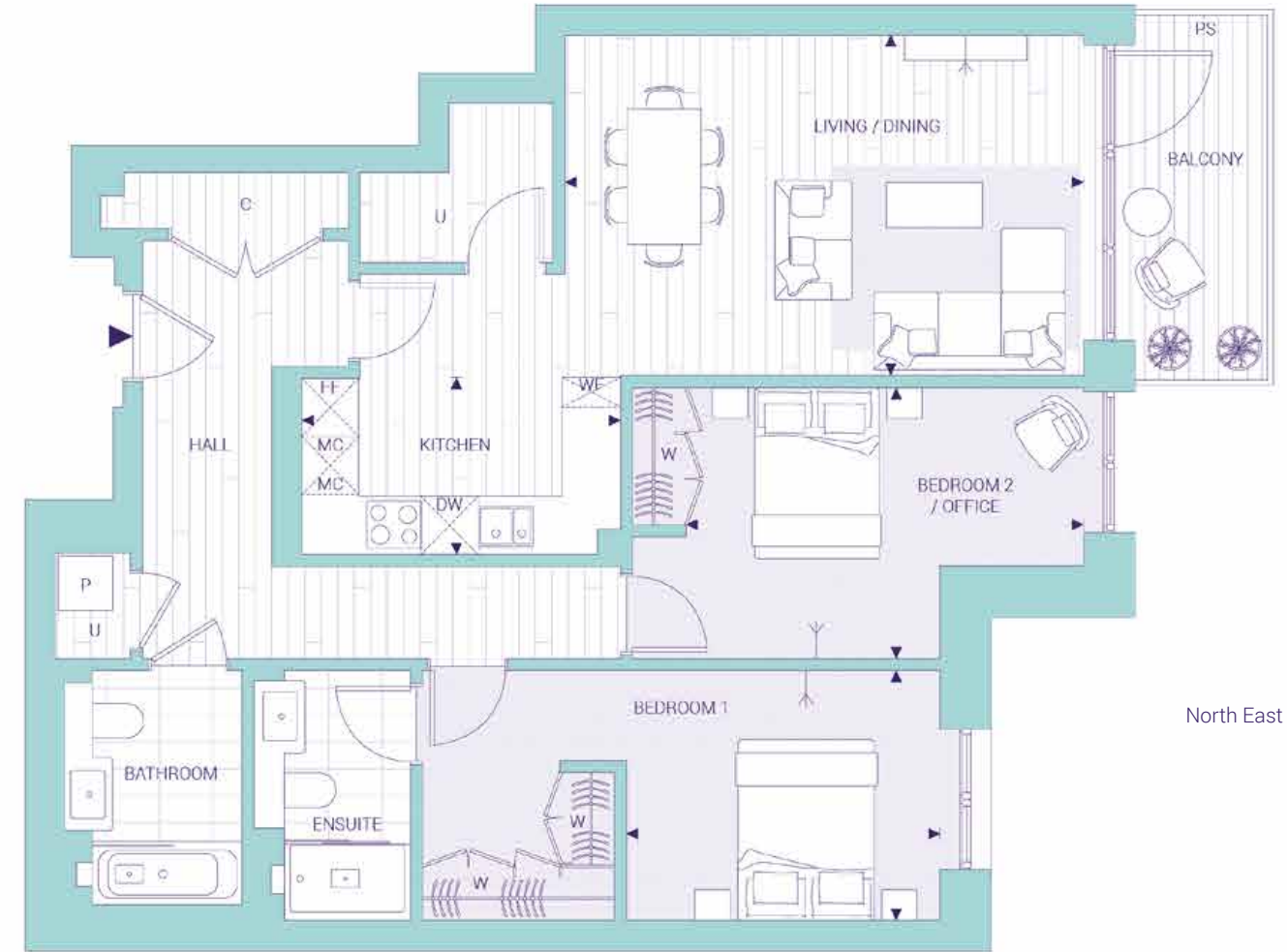
# HOLLAND HOUSE

## 2 Bedroom apartment

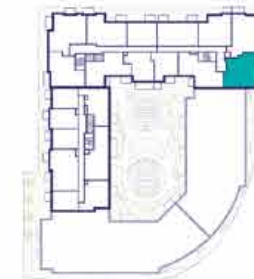
APARTMENT: 606

FLOOR: 2

TOTAL AREA	94.1 SQM	1,012.9 SQFT
Kitchen	3.55m x 1.97m	11' 8" x 6' 6"
Living/Dining	5.74m x 3.78m	18' 10" x 12' 5"
Bedroom 1	3.49m x 2.78m	11' 5" x 9' 1"
Bedroom 2/Office	4.40m x 3.01m	14' 5" x 9' 11"
Balcony Area	6.7 sqm	72.1 sqft



FLOOR 2 SHOWN BELOW



SOUTH ELEVATION



Apartment layouts provide approximate measurements and are indicative only. Dimensions, which are taken from the indicated points of measurement are for guidance only and are not intended to be used for carpet sizes, appliance space or items of furniture. Apartment areas are provided as gross internal areas under the RICS measuring practice. All measurements and areas may vary within a tolerance of 5%. Kitchen layouts are indicative only and are subject to change. Internal wardrobe layouts are indicative only and are subject to change. Services boxing size and location may vary. All balcony/terrace dimensions and areas are approximate and may vary within a tolerance of 10% subject to detailed design. View points are indicative only. Floorplans have been scaled individually to fit the page.



HOLLAND  
HOUSE  
PREMIUM  
FLOORPLANS



HOLLAND HOUSE

# 2 Bedroom apartment

APARTMENTS: 588, 600, 612, 624, 636 & 646

FLOORS: 1, 2, 3, 4, 5 & 6

TOTAL AREA	91.8 SQM	988.1 SQFT
Kitchen	2.98m x 4.09m	9' 9" x 13' 5"
Living/Dining	6.15m x 3.21m	20' 2" x 10' 6"
Bedroom 1	3.28m x 3.40m	10' 9" x 11' 2"
Bedroom 2/Office	3.12m x 2.74m	10' 3" x 9' 0"
<b>Balcony Areas</b>	<b>12.7 sqm</b>	<b>136.7 sqft</b>

NORTH ELEVATION



FLOOR 1 SHOWN BELOW



KEY

- ▶ Measurement Points
- ← TV Aerial Point
- W Wardrobe
- C Cupboard
- U Utility Cupboard
- FF Fridge/Freezer
- F Fridge
- FR Freezer
- MC Microwave
- WF Wine Fridge
- DW Dishwasher
- OV Oven
- P Heat Interface Unit & MVHR with Washer/Dryer below
- PS Privacy Screen

Apartment layouts provide approximate measurements and are indicative only. Dimensions, which are taken from the indicated points of measurement are for guidance only and are not intended to be used for carpet sizes, appliance space or items of furniture. Apartment areas are provided as gross internal areas under the RICS measuring practice. All measurements and areas may vary within a tolerance of 5%. Kitchen layouts are indicative only and are subject to change. Internal wardrobe layouts are indicative only and are subject to change. Services boxing size and location may vary. All balcony/terrace dimensions and areas are approximate and may vary within a tolerance of 10% subject to detailed design. View points are indicative only. Floorplans have been scaled individually to fit the page.









HOLLAND HOUSE

# 2 Bedroom apartment

APARTMENTS: 605, 617 & 629

FLOORS: 2, 3 & 4

TOTAL AREA	93.8 SQM	1,009.6 SQFT
Kitchen/Dining	3.36m x 3.73m	11' 0" x 12' 3"
Living	3.12m x 6.36m	10' 3" x 20' 10"
Bedroom 1	3.86m x 3.09m	12' 8" x 10' 2"
Bedroom 2/Office	3.41m x 3.15m	11' 2" x 10' 4"
<b>Balcony Areas</b>	<b>13.6 sqm</b>	<b>146.4 sqft</b>

NORTH ELEVATION



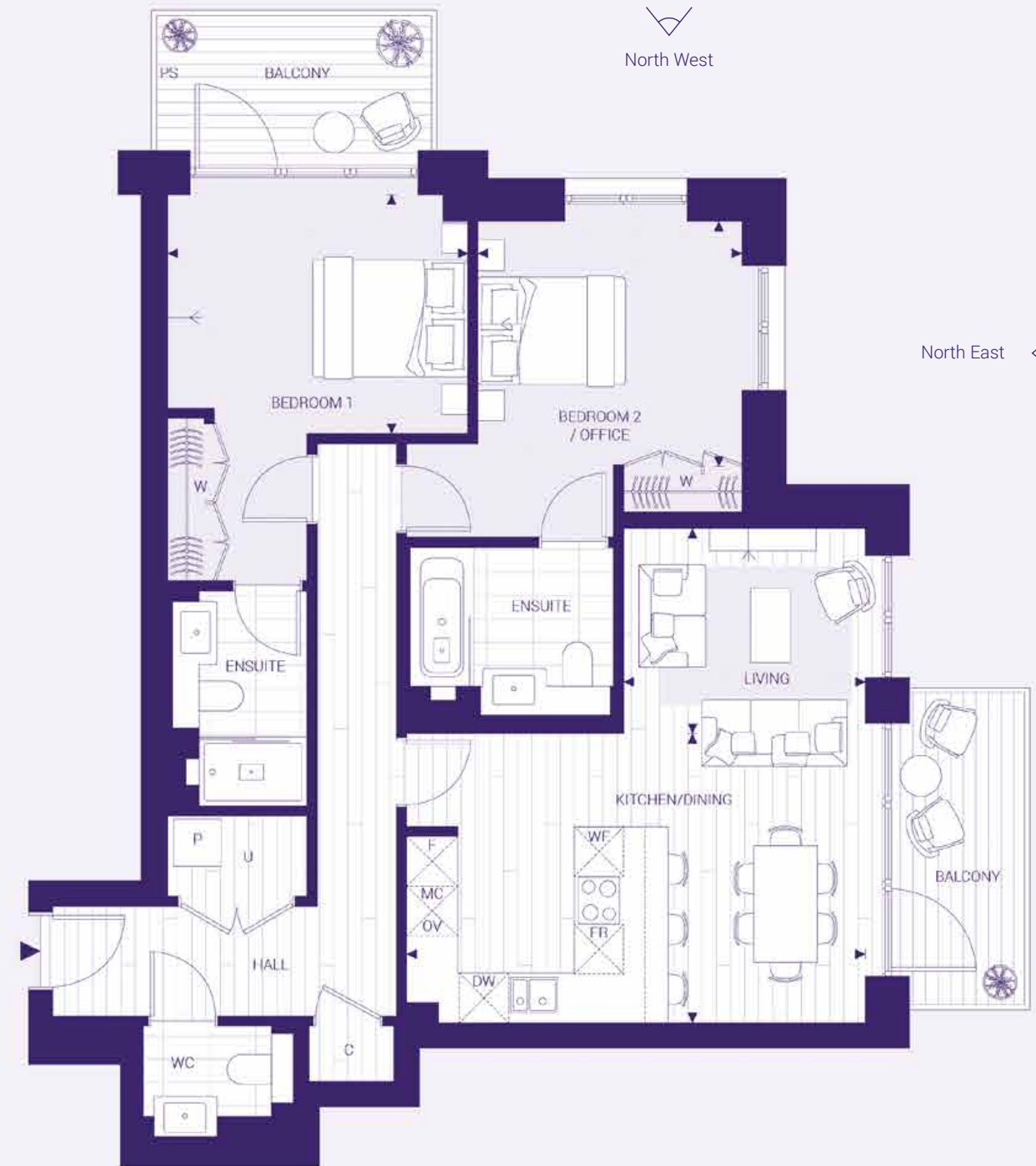
FLOOR 2 SHOWN BELOW



KEY

- ◄► Measurement Points
- ← TV Aerial Point
- W Wardrobe
- C Cupboard
- U Utility Cupboard
- FF Fridge/Freezer
- F Fridge
- FR Freezer
- MC Microwave
- WF Wine Fridge
- DW Dishwasher
- OV Oven
- P Heat Interface Unit & MVHR with Washer/Dryer below
- PS Privacy Screen

Apartment layouts provide approximate measurements and are indicative only. Dimensions, which are taken from the indicated points of measurement are for guidance only and are not intended to be used for carpet sizes, appliance space or items of furniture. Apartment areas are provided as gross internal areas under the RICS measuring practice. All measurements and areas may vary within a tolerance of 5%. Kitchen layouts are indicative only and are subject to change. Internal wardrobe layouts are indicative only and are subject to change. Services boxing size and location may vary. All balcony/terrace dimensions and areas are approximate and may vary within a tolerance of 10% subject to detailed design. View points are indicative only. Floorplans have been scaled individually to fit the page.





HOLLAND HOUSE

# 3 Bedroom apartment

APARTMENT: 641

FLOOR: 5

TOTAL AREA	102.7 SQM	1,105.4 SQFT
Kitchen	2.86m x 3.13m	9' 5" x 10' 3"
Living/Dining	3.60m x 7.09m	11' 10" x 23' 3"
Bedroom 1	3.23m x 3.14m	10' 7" x 10' 4"
Bedroom 2	2.87m x 2.97m	9' 5" x 9' 9"
Bedroom 3/Office	2.75m x 2.97m	9' 0" x 9' 9"
<b>Terrace Areas</b>	<b>37.2 sqm</b>	<b>400.4 sqft</b>

SOUTH ELEVATION



FLOOR 5 SHOWN BELOW



KEY

- Measurement Points
- ← TV Aerial Point
- W Wardrobe
- C Cupboard
- U Utility Cupboard
- FF Fridge/Freezer
- F Fridge
- FR Freezer
- MC Microwave
- WF Wine Fridge
- DW Dishwasher
- OV Oven
- P Heat Interface Unit & MVHR with Washer/Dryer below
- PS Privacy Screen

Apartment layouts provide approximate measurements and are indicative only. Dimensions, which are taken from the indicated points of measurement are for guidance only and are not intended to be used for carpet sizes, appliance space or items of furniture. Apartment areas are provided as gross internal areas under the RICS measuring practice. All measurements and areas may vary within a tolerance of 5%. Kitchen layouts are indicative only and are subject to change. Internal wardrobe layouts are indicative only and are subject to change. Services boxing size and location may vary. All balcony/terrace dimensions and areas are approximate and may vary within a tolerance of 10% subject to detailed design. View points are indicative only. Floorplans have been scaled individually to fit the page.





# HOLLAND HOUSE

## 3 Bedroom apartment

APARTMENT: 640

FLOOR: 5

TOTAL AREA	110.4 SQM	1,188.3 SQFT
Kitchen	3.27m x 2.77m	10' 9" x 9' 1"
Living/Dining	7.11m x 5.16m	23' 4" x 16' 11"
Bedroom 1	3.60m x 3.94m	11' 10" x 12' 11"
Bedroom 2	2.74m x 3.21m	9' 0" x 10' 6"
Bedroom 3/Office	2.70m x 2.76m	8' 10" x 9' 1"
<b>Terrace Areas</b>	<b>36.8 sqm</b>	<b>396.1 sqft</b>

### NORTH ELEVATION



### FLOOR 5 SHOWN BELOW



### KEY

- ▶ Measurement Points
- ◀ TV Aerial Point
- W Wardrobe
- C Cupboard
- U Utility Cupboard
- FF Fridge/Freezer
- F Fridge
- FR Freezer
- MC Microwave
- WF Wine Fridge
- DW Dishwasher
- OV Oven
- P Heat Interface Unit & MVHR with Washer/Dryer below
- PS Privacy Screen

Apartment layouts provide approximate measurements and are indicative only. Dimensions, which are taken from the indicated points of measurement are for guidance only and are not intended to be used for carpet sizes, appliance space or items of furniture. Apartment areas are provided as gross internal areas under the RICS measuring practice. All measurements and areas may vary within a tolerance of 5%. Kitchen layouts are indicative only and are subject to change. Internal wardrobe layouts are indicative only and are subject to change. Services boxing size and location may vary. All balcony/terrace dimensions and areas are approximate and may vary within a tolerance of 10% subject to detailed design. View points are indicative only. Floorplans have been scaled individually to fit the page.



HOLLAND HOUSE



HOLLAND HOUSE

# 3 Bedroom apartment

APARTMENT: 564

FLOOR: 3

TOTAL AREA	113.0 SQM	1,216.3 SQFT
Kitchen	2.75m x 3.76m	9' 0" x 12' 4"
Living/Dining	4.18m x 5.65m	13' 9" x 18' 6"
Bedroom 1	3.19m x 4.51m	10' 6" x 14' 10"
Bedroom 2	3.37m x 3.40m	11' 1" x 11' 2"
Bedroom 3/Office	2.75m x 3.76m	9' 0" x 12' 4"
Balcony Areas	10.4 sqm	111.9 sqft
Terrace Area	69.1 sqm	743.8 sqft

EAST ELEVATION

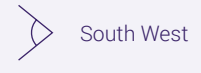
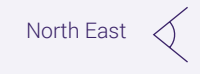


FLOOR 3 SHOWN BELOW



KEY

- ▶ Measurement Points
- ◀ TV Aerial Point
- W Wardrobe
- C Cupboard
- U Utility Cupboard
- FF Fridge/Freezer
- F Fridge
- FR Freezer
- MC Microwave
- WF Wine Fridge
- DW Dishwasher
- OV Oven
- P Heat Interface Unit & MVHR with Washer/Dryer below
- PS Privacy Screen



HOLLAND HOUSE

Apartment layouts provide approximate measurements and are indicative only. Dimensions, which are taken from the indicated points of measurement are for guidance only and are not intended to be used for carpet sizes, appliance space or items of furniture. Apartment areas are provided as gross internal areas under the RICS measuring practice. All measurements and areas may vary within a tolerance of 5%. Kitchen layouts are indicative only and are subject to change. Internal wardrobe layouts are indicative only and are subject to change. Services boxing size and location may vary. All balcony/terrace dimensions and areas are approximate and may vary within a tolerance of 10% subject to detailed design. View points are indicative only. Floorplans have been scaled individually to fit the page.



HOLLAND HOUSE

# 3 Bedroom apartment

APARTMENT: 570

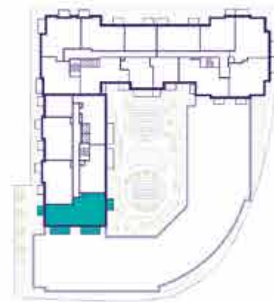
FLOOR: 4

TOTAL AREA	113.0 SQM	1,216.3 SQFT
Kitchen	2.75m x 3.76m	9' 0" x 12' 4"
Living/Dining	4.18m x 5.65m	13' 9" x 18' 6"
Bedroom 1	3.19m x 4.51m	10' 6" x 14' 10"
Bedroom 2	3.37m x 3.40m	11' 1" x 11' 2"
Bedroom 3/Office	2.75m x 3.76m	9' 0" x 12' 4"
<b>Balcony Areas</b>	<b>31.1 sqm</b>	<b>334.8 sqft</b>

EAST ELEVATION



FLOOR 4 SHOWN BELOW



KEY

- ▶ Measurement Points
- ◀ TV Aerial Point
- W Wardrobe
- C Cupboard
- U Utility Cupboard
- FF Fridge/Freezer
- F Fridge
- FR Freezer
- MC Microwave
- WF Wine Fridge
- DW Dishwasher
- OV Oven
- P Heat Interface Unit & MVHR with Washer/Dryer below
- PS Privacy Screen

North East

South West



HOLLAND HOUSE

Apartment layouts provide approximate measurements and are indicative only. Dimensions, which are taken from the indicated points of measurement are for guidance only and are not intended to be used for carpet sizes, appliance space or items of furniture. Apartment areas are provided as gross internal areas under the RICS measuring practice. All measurements and areas may vary within a tolerance of 5%. Kitchen layouts are indicative only and are subject to change. Internal wardrobe layouts are indicative only and are subject to change. Services boxing size and location may vary. All balcony/terrace dimensions and areas are approximate and may vary within a tolerance of 10% subject to detailed design. View points are indicative only. Floorplans have been scaled individually to fit the page.



HOLLAND HOUSE  
3 Bedroom apartment

APARTMENT: 576  
FLOOR: 5

TOTAL AREA	120.2 SQM	1,293.8 SQFT
Kitchen	3.25m x 3.89m	10' 8" x 12' 9"
Living/Dining	5.60m x 5.28m	18' 4" x 17' 4"
Bedroom 1	3.14m x 3.00m	10' 4" x 9' 10"
Bedroom 2	3.25m x 2.74m	10' 8" x 9' 0"
Bedroom 3/Office	2.87m x 2.74m	9' 5" x 9' 0"
Balcony Areas	23.4 sqm	251.9 sqft
Terrace Area	35.9 sqm	386.4 sqft

WEST ELEVATION



FLOOR 5 SHOWN BELOW



KEY

- Measurement Points
- ← TV Aerial Point
- W Wardrobe
- C Cupboard
- U Utility Cupboard
- FF Fridge/Freezer
- F Fridge
- FR Freezer
- MC Microwave
- WF Wine Fridge
- DW Dishwasher
- OV Oven
- P Heat Interface Unit & MVHR with Washer/Dryer below
- PS Privacy Screen

Apartment layouts provide approximate measurements and are indicative only. Dimensions, which are taken from the indicated points of measurement are for guidance only and are not intended to be used for carpet sizes, appliance space or items of furniture. Apartment areas are provided as gross internal areas under the RICS measuring practice. All measurements and areas may vary within a tolerance of 5%. Kitchen layouts are indicative only and are subject to change. Internal wardrobe layouts are indicative only and are subject to change. Services boxing size and location may vary. All balcony/terrace dimensions and areas are approximate and may vary within a tolerance of 10% subject to detailed design. View points are indicative only. Floorplans have been scaled individually to fit the page.





HOLLAND HOUSE  
**3 Bedroom  
 apartment**

APARTMENT: 651

FLOOR: 7

TOTAL AREA	123.3 SQM	1,327.2 SQFT
Kitchen	5.22m x 2.75m	17' 2" x 9' 0"
Living/Dining	5.09m x 4.48m	16' 8" x 14' 8"
Bedroom 1	3.99m x 3.52m	13' 1" x 11' 7"
Bedroom 2	3.07m x 3.16m	10' 1" x 10' 4"
Bedroom 3/Office	3.07m x 3.55m	10' 1" x 11' 8"
Balcony Area	7.1 sqm	76.4 sqft
Terrace Areas	184.1 sqm	1,981.6 sqft

WEST ELEVATION



FLOOR 7 SHOWN BELOW



KEY

- Measurement Points
- ← TV Aerial Point
- W Wardrobe
- C Cupboard
- U Utility Cupboard
- FF Fridge/Freezer
- F Fridge
- FR Freezer
- MC Microwave
- WF Wine Fridge
- DW Dishwasher
- OV Oven
- P Heat Interface Unit & MVHR with Washer/Dryer below
- PS Privacy Screen

Apartment layouts provide approximate measurements and are indicative only. Dimensions, which are taken from the indicated points of measurement are for guidance only and are not intended to be used for carpet sizes, appliance space or items of furniture. Apartment areas are provided as gross internal areas under the RICS measuring practice. All measurements and areas may vary within a tolerance of 5%. Kitchen layouts are indicative only and are subject to change. Internal wardrobe layouts are indicative only and are subject to change. Services boxing size and location may vary. All balcony/terrace dimensions and areas are approximate and may vary within a tolerance of 10% subject to detailed design. View points are indicative only. Floorplans have been scaled individually to fit the page.





HOLLAND HOUSE

# 3 Bedroom apartment

APARTMENT: 653

FLOOR: 8

TOTAL AREA	123.3 SQM	1,327.2 SQFT
Kitchen	5.22m x 2.75m	17' 2" x 9' 0"
Living/Dining	5.09m x 4.48m	16' 8" x 14' 8"
Bedroom 1	3.99m x 3.52m	13' 1" x 11' 7"
Bedroom 2	3.07m x 3.16m	10' 1" x 10' 4"
Bedroom 3/Office	3.07m x 3.55m	10' 1" x 11' 8"
<b>Balcony Areas</b>	<b>36.0 sqm</b>	<b>387.5 sqft</b>

WEST ELEVATION



FLOOR 8 SHOWN BELOW



KEY

- ▶ Measurement Points
- ◀ TV Aerial Point
- W Wardrobe
- C Cupboard
- U Utility Cupboard
- FF Fridge/Freezer
- F Fridge
- FR Freezer
- MC Microwave
- WF Wine Fridge
- DW Dishwasher
- OV Oven
- P Heat Interface Unit & MVHR with Washer/Dryer below
- PS Privacy Screen

Apartment layouts provide approximate measurements and are indicative only. Dimensions, which are taken from the indicated points of measurement are for guidance only and are not intended to be used for carpet sizes, appliance space or items of furniture. Apartment areas are provided as gross internal areas under the RICS measuring practice. All measurements and areas may vary within a tolerance of 5%. Kitchen layouts are indicative only and are subject to change. Internal wardrobe layouts are indicative only and are subject to change. Services boxing size and location may vary. All balcony/terrace dimensions and areas are approximate and may vary within a tolerance of 10% subject to detailed design. View points are indicative only. Floorplans have been scaled individually to fit the page.



HOLLAND HOUSE



# HOLLAND HOUSE

## 3 Bedroom apartment

APARTMENT: 575

FLOOR: 5

TOTAL AREA	125.8 SQM	1,354.1 SQFT
Kitchen	1.56m x 4.57m	5' 1" x 15' 0"
Living/Dining	4.34m x 5.98m	14' 3" x 19' 7"
Bedroom 1	2.72m x 5.81m	8' 11" x 19' 1"
Bedroom 2	3.43m x 3.10m	11' 3" x 10' 2"
Bedroom 3/Office	2.88m x 3.28m	9' 5" x 10' 9"
<b>Balcony Area</b>	<b>10.2 sqm</b>	<b>109.8 sqft</b>
<b>Terrace Area</b>	<b>52.4 sqm</b>	<b>564 sqft</b>

### EAST ELEVATION



### FLOOR 5 SHOWN BELOW



### KEY

- ▶ Measurement Points
- ◀ TV Aerial Point
- W Wardrobe
- C Cupboard
- U Utility Cupboard
- FF Fridge/Freezer
- F Fridge
- FR Freezer
- MC Microwave
- WF Wine Fridge
- DW Dishwasher
- OV Oven
- P Heat Interface Unit & MVHR with Washer/Dryer below
- PS Privacy Screen

Apartment layouts provide approximate measurements and are indicative only. Dimensions, which are taken from the indicated points of measurement are for guidance only and are not intended to be used for carpet sizes, appliance space or items of furniture. Apartment areas are provided as gross internal areas under the RICS measuring practice. All measurements and areas may vary within a tolerance of 5%. Kitchen layouts are indicative only and are subject to change. Internal wardrobe layouts are indicative only and are subject to change. Services boxing size and location may vary. All balcony/terrace dimensions and areas are approximate and may vary within a tolerance of 10% subject to detailed design. View points are indicative only. Floorplans have been scaled individually to fit the page.





# HOLLAND HOUSE

## 3 Bedroom apartment

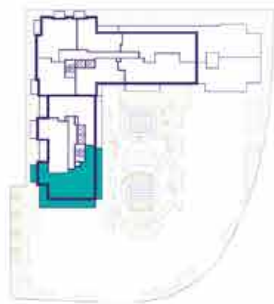
APARTMENT: 579  
FLOOR: 6

TOTAL AREA	126.6 SQM	1,362.7 SQFT
Kitchen	2.86m x 5.51m	9' 5" x 18' 1"
Living/Dining	4.32m x 6.99m	14' 2" x 22' 11"
Bedroom 1	3.78m x 3.00m	12' 5" x 9' 10"
Bedroom 2	4.25m x 3.18m	13' 11" x 10' 5"
Bedroom 3/Office	3.01m x 3.42m	9' 11" x 11' 3"
Balcony Area	9.3 sqm	100.1 sqft
Terrace Areas	52.9 sqm	569.4 sqft

### EAST ELEVATION



### FLOOR 6 SHOWN BELOW



### KEY

- ▶ Measurement Points
- ◀ TV Aerial Point
- W Wardrobe
- C Cupboard
- U Utility Cupboard
- FF Fridge/Freezer
- F Fridge
- FR Freezer
- MC Microwave
- WF Wine Fridge
- DW Dishwasher
- OV Oven
- P Heat Interface Unit & MVHR with Washer/Dryer below
- PS Privacy Screen



HOLLAND HOUSE

Apartment layouts provide approximate measurements and are indicative only. Dimensions, which are taken from the indicated points of measurement are for guidance only and are not intended to be used for carpet sizes, appliance space or items of furniture. Apartment areas are provided as gross internal areas under the RICS measuring practice. All measurements and areas may vary within a tolerance of 5%. Kitchen layouts are indicative only and are subject to change. Internal wardrobe layouts are indicative only and are subject to change. Services boxing size and location may vary. All balcony/terrace dimensions and areas are approximate and may vary within a tolerance of 10% subject to detailed design. View points are indicative only. Floorplans have been scaled individually to fit the page.



HOLLAND HOUSE  
**3 Bedroom  
 apartment**

APARTMENT: 648  
 FLOOR: 6

TOTAL AREA	129.1 SQM	1,389.6 SQFT
Kitchen	3.97m x 3.05m	13' 0" x 10' 0"
Living/Dining	7.29m x 5.63m	23' 11" x 18' 6"
Bedroom 1	3.60m x 4.34m	11' 10" x 14' 3"
Bedroom 2	3.43m x 3.33m	11' 3" x 10' 11"
Bedroom 3/Office	2.68m x 3.33m	8' 10" x 10' 11"
<b>Terrace Area</b>	<b>151.7 sqm</b>	<b>1,632.9 sqft</b>

FLOOR 6 SHOWN BELOW



NORTH ELEVATION



- KEY**
- ▶ Measurement Points
  - ◀ TV Aerial Point
  - W Wardrobe
  - C Cupboard
  - U Utility Cupboard
  - FF Fridge/Freezer
  - F Fridge
  - FR Freezer
  - MC Microwave
  - WF Wine Fridge
  - DW Dishwasher
  - OV Oven
  - P Heat Interface Unit & MVHR with Washer/Dryer below
  - PS Privacy Screen

Apartment layouts provide approximate measurements and are indicative only. Dimensions, which are taken from the indicated points of measurement are for guidance only and are not intended to be used for carpet sizes, appliance space or items of furniture. Apartment areas are provided as gross internal areas under the RICS measuring practice. All measurements and areas may vary within a tolerance of 5%. Kitchen layouts are indicative only and are subject to change. Internal wardrobe layouts are indicative only and are subject to change. Services boxing size and location may vary. All balcony/terrace dimensions and areas are approximate and may vary within a tolerance of 10% subject to detailed design. View points are indicative only. Floorplans have been scaled individually to fit the page.



HOLLAND HOUSE



HOLLAND HOUSE  
*3 Bedroom apartment*

APARTMENT: 649  
FLOOR: 6

TOTAL AREA	130.2 SQM	1,401.5 SQFT
Kitchen	3.54m x 2.33m	11' 7" x 7' 8"
Living/Dining	7.44m x 5.44m	24' 5" x 17' 10"
Bedroom 1	3.19m x 3.97m	10' 6" x 13' 0"
Bedroom 2	3.22m x 3.11m	10' 7" x 10' 2"
Bedroom 3/Office	2.75m x 3.97m	9' 0" x 13' 0"
<b>Terrace Areas</b>	<b>134.8 sqm</b>	<b>1,451.0 sqft</b>



FLOOR 6 SHOWN BELOW



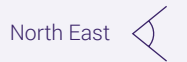

SOUTH ELEVATION



KEY

- ▶ Measurement Points
- ◀ TV Aerial Point
- W Wardrobe
- C Cupboard
- U Utility Cupboard
- FF Fridge/Freezer
- F Fridge
- FR Freezer
- MC Microwave
- WF Wine Fridge
- DW Dishwasher
- OV Oven
- P Heat Interface Unit & MVHR with Washer/Dryer below
- PS Privacy Screen

Apartment layouts provide approximate measurements and are indicative only. Dimensions, which are taken from the indicated points of measurement are for guidance only and are not intended to be used for carpet sizes, appliance space or items of furniture. Apartment areas are provided as gross internal areas under the RICS measuring practice. All measurements and areas may vary within a tolerance of 5%. Kitchen layouts are indicative only and are subject to change. Internal wardrobe layouts are indicative only and are subject to change. Services boxing size and location may vary. All balcony/terrace dimensions and areas are approximate and may vary within a tolerance of 10% subject to detailed design. View points are indicative only. Floorplans have been scaled individually to fit the page.



HOLLAND HOUSE



HOLLAND HOUSE

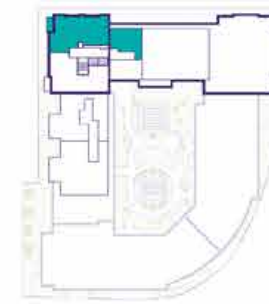
# 3 Bedroom apartment

APARTMENT: 652

FLOOR: 7

TOTAL AREA	133.3 SQM	1,434.8 SQFT
Kitchen	3.37m x 2.77m	11' 1" x 9' 1"
Living/Dining	5.01m x 5.05m	16' 5" x 16' 7"
Bedroom 1	3.17m x 4.38m	10' 5" x 14' 4"
Bedroom 2	2.75m x 3.34m	9' 0" x 10' 11"
Bedroom 3/Office	4.40m x 2.75m	14' 5" x 9' 0"
<b>Balcony Area</b>	<b>7.1 sqm</b>	<b>76.4 sqft</b>
<b>Terrace Area</b>	<b>171.7 sqm</b>	<b>1848.2 sqft</b>

FLOOR 7 SHOWN BELOW



NORTH ELEVATION



KEY

- ▶ Measurement Points
- ◀ TV Aerial Point
- W Wardrobe
- C Cupboard
- U Utility Cupboard
- FF Fridge/Freezer
- F Fridge
- FR Freezer
- MC Microwave
- WF Wine Fridge
- DW Dishwasher
- OV Oven
- P Heat Interface Unit & MVHR with Washer/Dryer below
- PS Privacy Screen

Apartment layouts provide approximate measurements and are indicative only. Dimensions, which are taken from the indicated points of measurement are for guidance only and are not intended to be used for carpet sizes, appliance space or items of furniture. Apartment areas are provided as gross internal areas under the RICS measuring practice. All measurements and areas may vary within a tolerance of 5%. Kitchen layouts are indicative only and are subject to change. Internal wardrobe layouts are indicative only and are subject to change. Services boxing size and location may vary. All balcony/terrace dimensions and areas are approximate and may vary within a tolerance of 10% subject to detailed design. View points are indicative only. Floorplans have been scaled individually to fit the page.



HOLLAND HOUSE



HOLLAND HOUSE

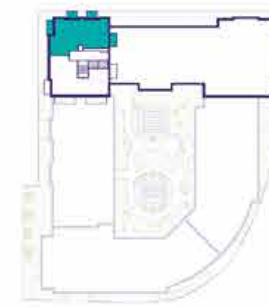
# 3 Bedroom apartment

APARTMENT: 654

FLOOR: 8

TOTAL AREA	133.3 SQM	1,434.8 SQFT
Kitchen	3.37m x 2.77m	11' 1" x 9' 1"
Living/Dining	5.01m x 5.05m	16' 5" x 16' 7"
Bedroom 1	3.17m x 4.38m	10' 5" x 14' 4"
Bedroom 2	2.75m x 3.34m	9' 0" x 10' 11"
Bedroom 3/Office	4.40m x 2.75m	14' 5" x 9' 0"
<b>Balcony Areas</b>	<b>25.6 sqm</b>	<b>275.6 sqft</b>

FLOOR 8 SHOWN BELOW



NORTH ELEVATION



KEY

- ▶ Measurement Points
- ◀ TV Aerial Point
- W Wardrobe
- C Cupboard
- U Utility Cupboard
- FF Fridge/Freezer
- F Fridge
- FR Freezer
- MC Microwave
- WF Wine Fridge
- DW Dishwasher
- OV Oven
- P Heat Interface Unit & MVHR with Washer/Dryer below
- PS Privacy Screen

Apartment layouts provide approximate measurements and are indicative only. Dimensions, which are taken from the indicated points of measurement are for guidance only and are not intended to be used for carpet sizes, appliance space or items of furniture. Apartment areas are provided as gross internal areas under the RICS measuring practice. All measurements and areas may vary within a tolerance of 5%. Kitchen layouts are indicative only and are subject to change. Internal wardrobe layouts are indicative only and are subject to change. Services boxing size and location may vary. All balcony/terrace dimensions and areas are approximate and may vary within a tolerance of 10% subject to detailed design. View points are indicative only. Floorplans have been scaled individually to fit the page.



HOLLAND HOUSE

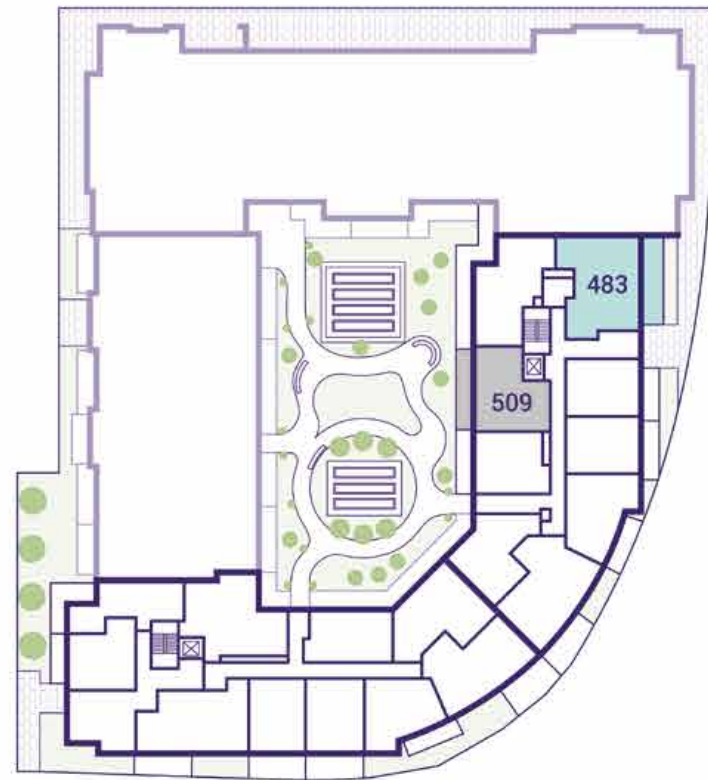


HOLLAND COURT  
FLOORPLANS

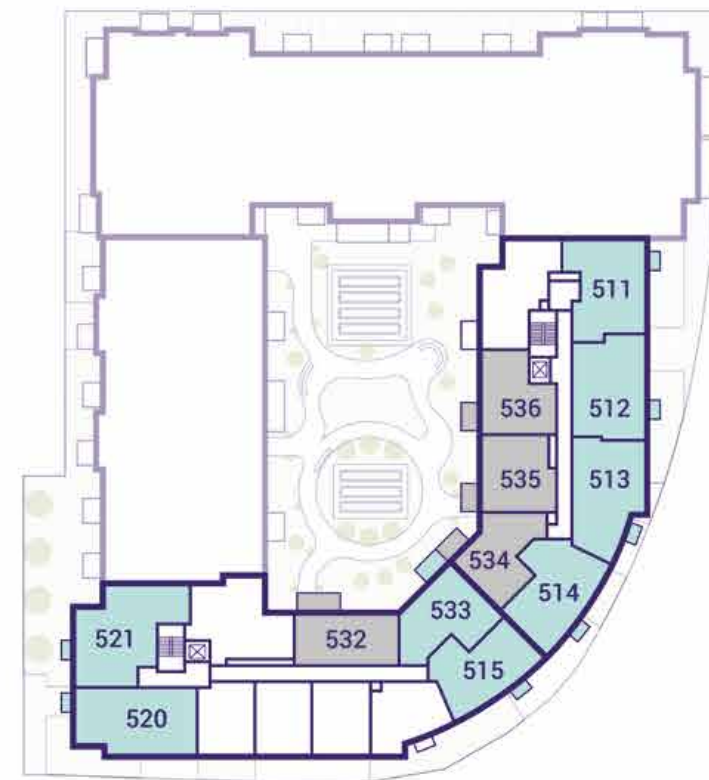


# HOLLAND COURT FLOORPLANS

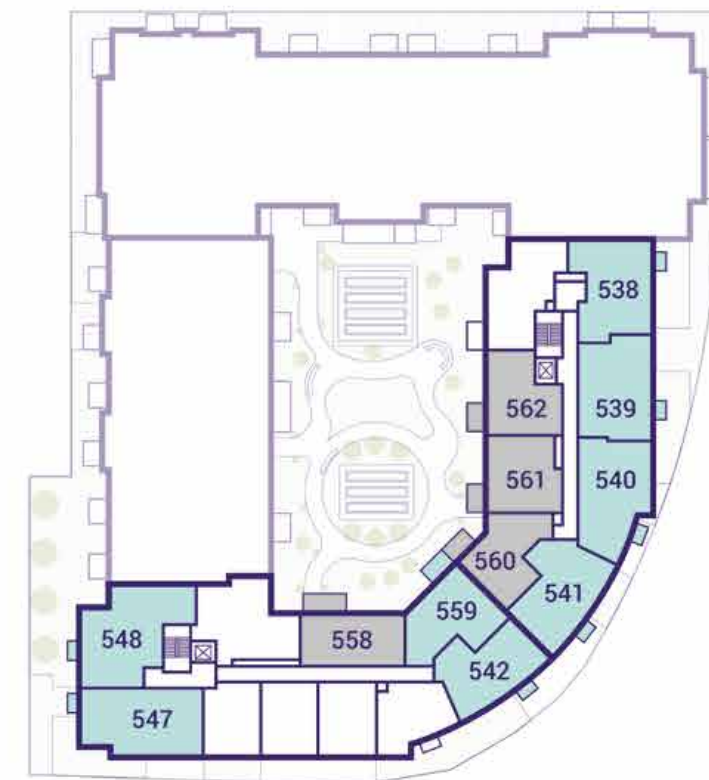
GROUND FLOOR



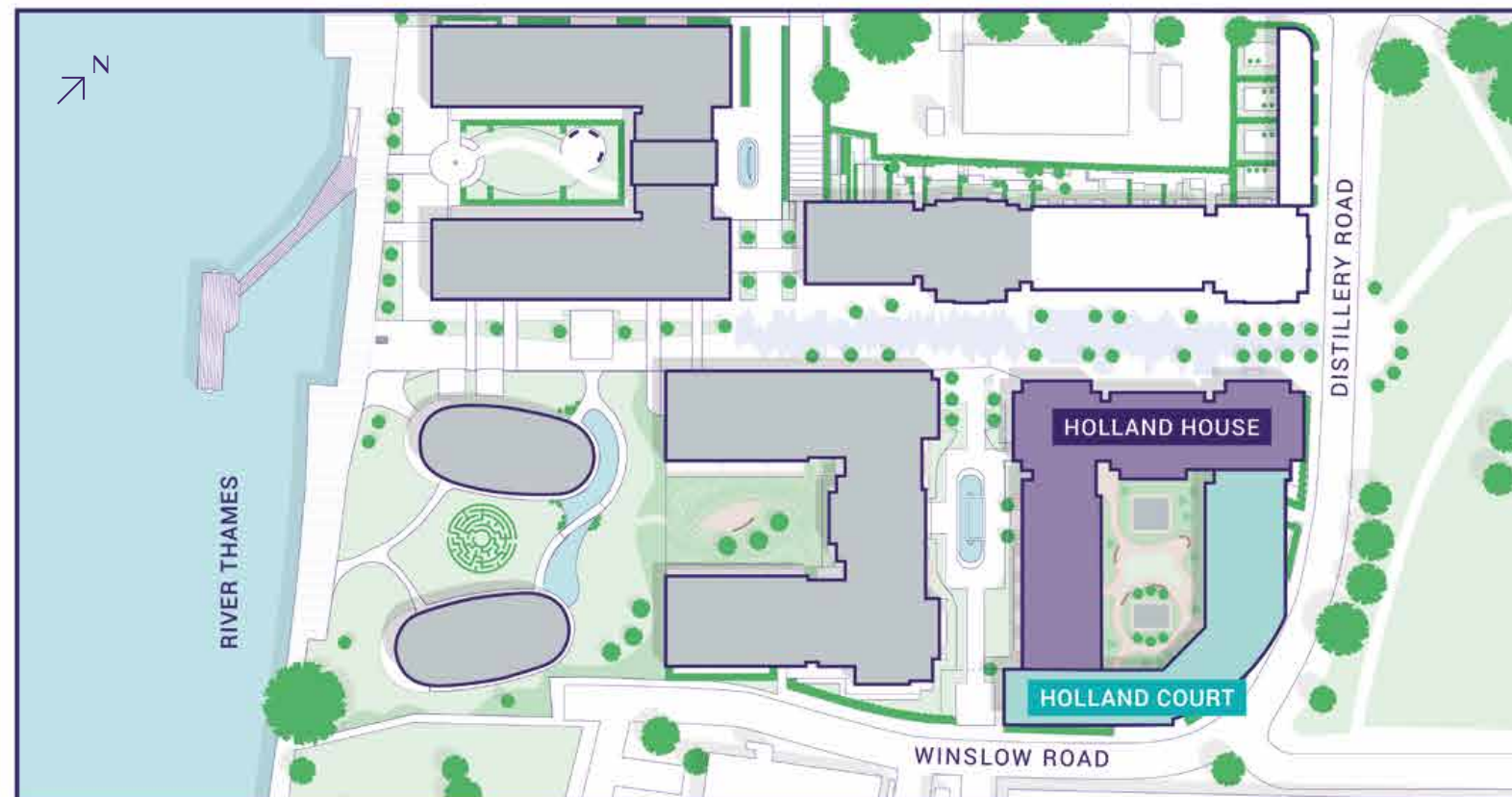
FLOOR 1



FLOOR 2



SITEPLAN



KEY

- 1 BEDROOM APARTMENTS
- 2 BEDROOM APARTMENTS

HOLLAND COURT

APARTMENT NUMBER	FLOOR	BEDROOMS	PAGE NUMBER
483	GROUND	2	103
509	GROUND	1	96
511	1	2	104
512	1	2	102
513	1	2	105
514	1	2	101
515	1	2	100
520	1	2	106
521	1	2	107
532	1	1	95
533	1	2	99
534	1	1	94
535	1	1	98
536	1	1	97
538	2	2	104
539	2	2	102
540	2	2	105
541	2	2	101
542	2	2	100
547	2	2	106
548	2	2	107
558	2	1	95
559	2	2	99
560	2	1	94
561	2	1	98
562	2	1	97

HOLLAND COURT

Floorplans shown for Holland House and Holland Court are approximate measurements and areas only. Exact layout, sizes, measurements and areas may vary within a tolerance of 5%. The net sales area is based on the RICS standard method of measurement and is the internal area of the home including internal columns and service boxing. The dimensions and areas are not intended to be used for carpet sizes, appliance sizes or items of furniture. Furniture and kitchen layouts are indicative only. Colours are indicative only and may vary depending on the customer palette selection. Electrical positions shown are indicative only. Views are indicative only. Landscaping on balconies and terraces is indicative only. Please note, to increase legibility these plans have been sized to fit the page. As a result this plan may not be at the same scale as those on other pages.



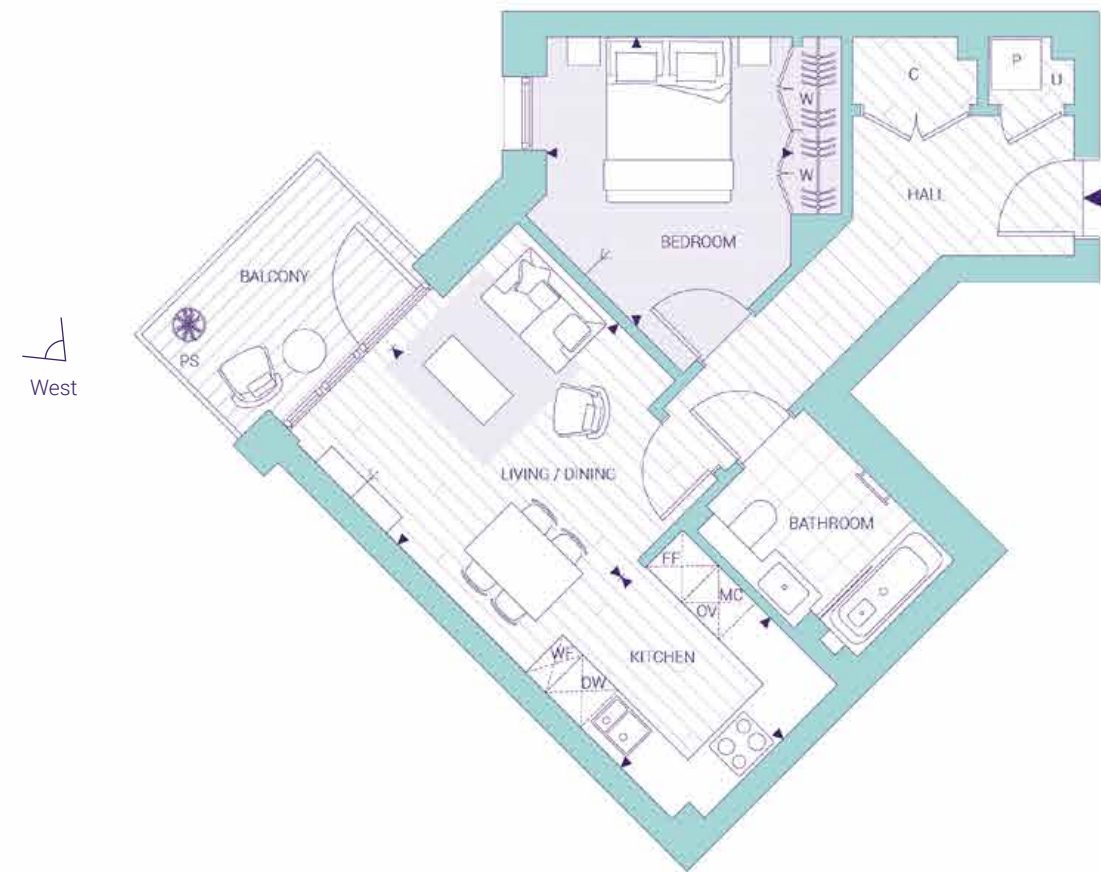
HOLLAND COURT

# 1 Bedroom apartment

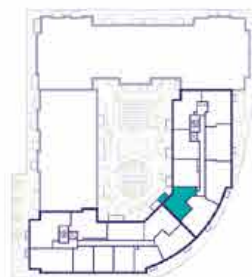
APARTMENTS: 534 & 560

FLOORS: 1 & 2

TOTAL AREA	50.7 SQM	545.7 SQFT
Kitchen	2.77m x 2.59m	9' 1" x 8' 6"
Living / Dining	3.91m x 3.84m	12' 10" x 12' 7"
Bedroom	2.98m x 3.44m	9' 9" x 11' 3"
<b>Balcony</b>	<b>5.8 sqm</b>	<b>62.4 sqft</b>



FLOOR 1 SHOWN BELOW



NORTH WEST COURTYARD ELEVATION



**KEY**

- ◄ Measurement Points
- ◄ TV Aerial Point
- W Wardrobe
- C Cupboard
- U Utility Cupboard
- FF Fridge/Freezer
- MC Microwave
- WF Wine Fridge
- DW Dishwasher
- OV Oven
- P Heat Interface Unit & MVHR with Washer/Dryer below
- PS Privacy Screen

Floorplans shown for Holland House and Holland Court are approximate measurements and areas only. Exact layout, sizes, measurements and areas may vary within a tolerance of 5%. The net sales area is based on the RICS standard method of measurement and is the internal area of the home including internal columns and service boxing. The dimensions and areas are not intended to be used for carpet sizes, appliance sizes or items of furniture. Furniture and kitchen layouts are indicative only. Colours are indicative only and may vary depending on the customer palette selection. Electrical positions shown are indicative only. Views are indicative only. Landscaping on balconies and terraces is indicative only. Please note, to increase legibility these plans have been sized to fit the page. As a result this plan may not be at the same scale as those on other pages.

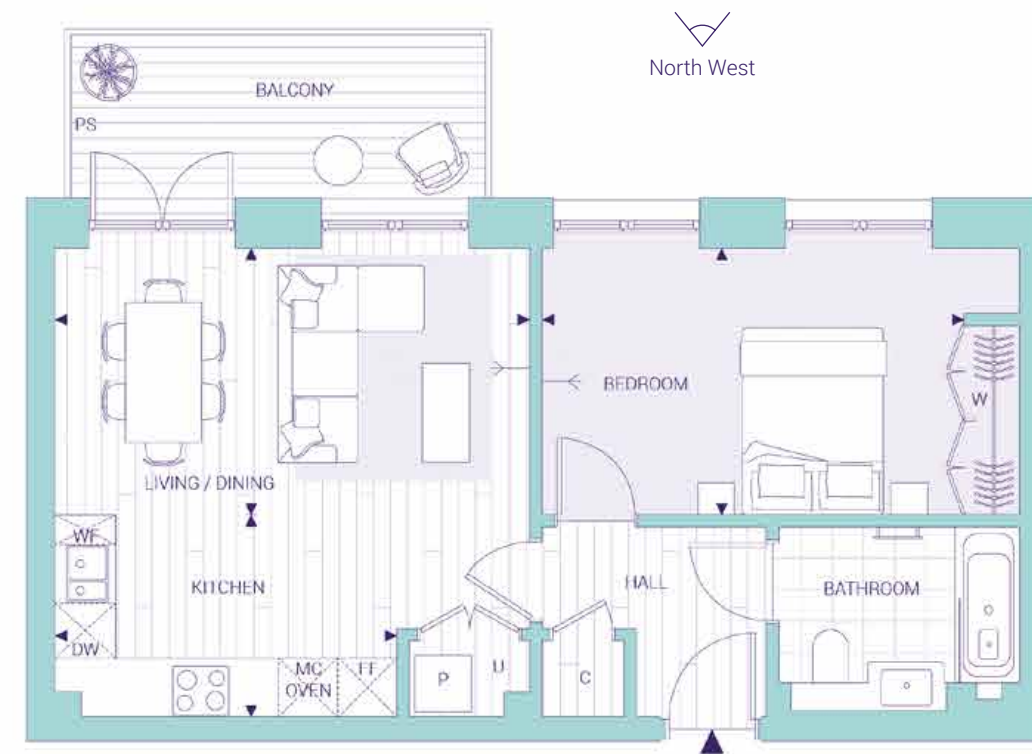
HOLLAND COURT

# 1 Bedroom apartment

APARTMENTS: 532 & 558

FLOORS: 1 & 2

TOTAL AREA	52.0 SQM	559.7 SQFT
Kitchen	3.67m x 2.17m	12' 0" x 7' 1"
Living / Dining	5.09m x 2.85m	16' 8" x 9' 4"
Bedroom	4.53m x 2.87m	14' 10" x 9' 5"
<b>Balcony</b>	<b>8.5 sqm</b>	<b>91.5 sqft</b>



FLOOR 1 SHOWN BELOW



NORTH COURTYARD ELEVATION



**KEY**

- ◄ Measurement Points
- ◄ TV Aerial Point
- W Wardrobe
- C Cupboard
- U Utility Cupboard
- FF Fridge/Freezer
- MC Microwave
- WF Wine Fridge
- DW Dishwasher
- OV Oven
- P Heat Interface Unit & MVHR with Washer/Dryer below
- PS Privacy Screen

Floorplans shown for Holland House and Holland Court are approximate measurements and areas only. Exact layout, sizes, measurements and areas may vary within a tolerance of 5%. The net sales area is based on the RICS standard method of measurement and is the internal area of the home including internal columns and service boxing. The dimensions and areas are not intended to be used for carpet sizes, appliance sizes or items of furniture. Furniture and kitchen layouts are indicative only. Colours are indicative only and may vary depending on the customer palette selection. Electrical positions shown are indicative only. Views are indicative only. Landscaping on balconies and terraces is indicative only. Please note, to increase legibility these plans have been sized to fit the page. As a result this plan may not be at the same scale as those on other pages.

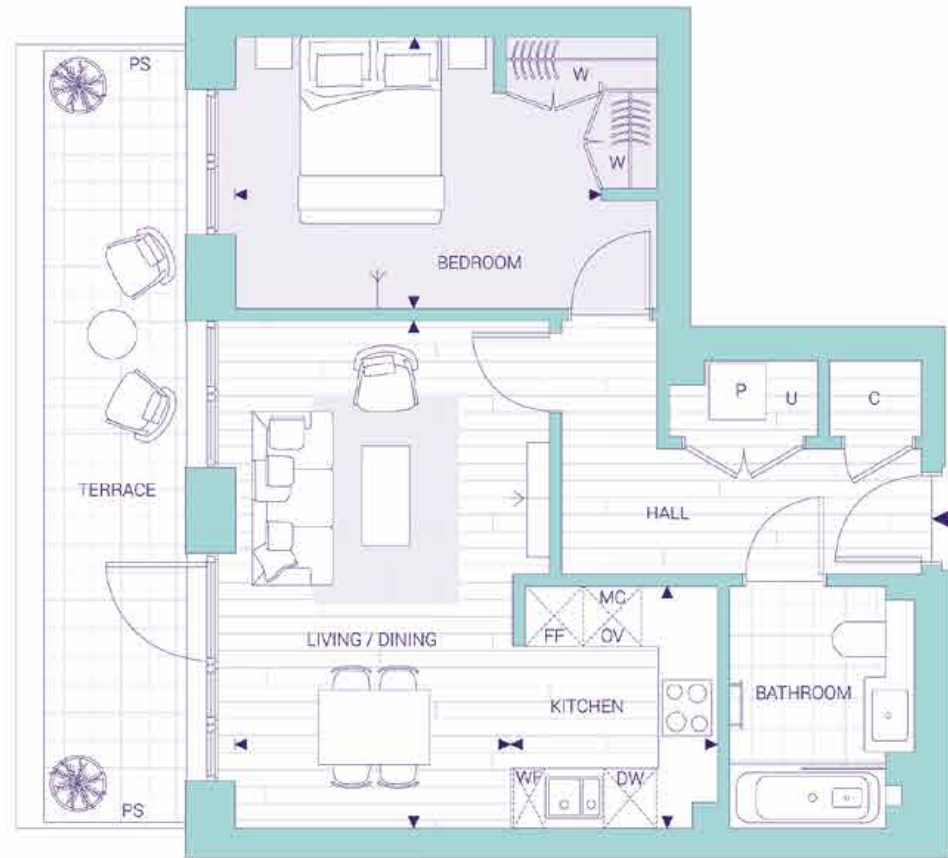
HOLLAND COURT



HOLLAND COURT  
1 Bedroom apartment

APARTMENT: 509  
FLOOR: GROUND

TOTAL AREA	52.5 SQM	565.1 SQFT
Kitchen	2.19m x 2.61m	7' 2" x 8' 7"
Living / Dining	2.98m x 5.42m	9' 9" x 17' 9"
Bedroom	3.92m x 2.95m	12' 10" x 9' 8"
Terrace	13.9 sqm	149.6 sqft



FLOOR 00 SHOWN BELOW



WEST COURTYARD ELEVATION



KEY

- ◄ Measurement Points
- ← TV Aerial Point
- W Wardrobe
- C Cupboard
- U Utility Cupboard
- FF Fridge/Freezer
- MC Microwave
- WF Wine Fridge
- DW Dishwasher
- OV Oven
- P Heat Interface Unit & MVHR with Washer/Dryer below
- PS Privacy Screen

Floorplans shown for Holland House and Holland Court are approximate measurements and areas only. Exact layout, sizes, measurements and areas may vary within a tolerance of 5%. The net sales area is based on the RICS standard method of measurement and is the internal area of the home including internal columns and service boxing. The dimensions and areas are not intended to be used for carpet sizes, appliance sizes or items of furniture. Furniture and kitchen layouts are indicative only. Colours are indicative only and may vary depending on the customer palette selection. Electrical positions shown are indicative only. Views are indicative only. Landscaping on balconies and terraces is indicative only. Please note, to increase legibility these plans have been sized to fit the page. As a result this plan may not be at the same scale as those on other pages.

HOLLAND COURT  
1 Bedroom apartment

APARTMENTS: 536 & 562  
FLOORS: 1 & 2

TOTAL AREA	52.5 SQM	565.1 SQFT
Kitchen	2.19m x 2.61m	7' 2" x 8' 7"
Living / Dining	2.98m x 5.42m	9' 9" x 17' 9"
Bedroom	3.92m x 2.95m	12' 10" x 9' 8"
Balcony	5.5 sqm	59.2 sqft



FLOOR 1 SHOWN BELOW



WEST COURTYARD ELEVATION



KEY

- ◄ Measurement Points
- ← TV Aerial Point
- W Wardrobe
- C Cupboard
- U Utility Cupboard
- FF Fridge/Freezer
- MC Microwave
- WF Wine Fridge
- DW Dishwasher
- OV Oven
- P Heat Interface Unit & MVHR with Washer/Dryer below
- PS Privacy Screen

Floorplans shown for Holland House and Holland Court are approximate measurements and areas only. Exact layout, sizes, measurements and areas may vary within a tolerance of 5%. The net sales area is based on the RICS standard method of measurement and is the internal area of the home including internal columns and service boxing. The dimensions and areas are not intended to be used for carpet sizes, appliance sizes or items of furniture. Furniture and kitchen layouts are indicative only. Colours are indicative only and may vary depending on the customer palette selection. Electrical positions shown are indicative only. Views are indicative only. Landscaping on balconies and terraces is indicative only. Please note, to increase legibility these plans have been sized to fit the page. As a result this plan may not be at the same scale as those on other pages.



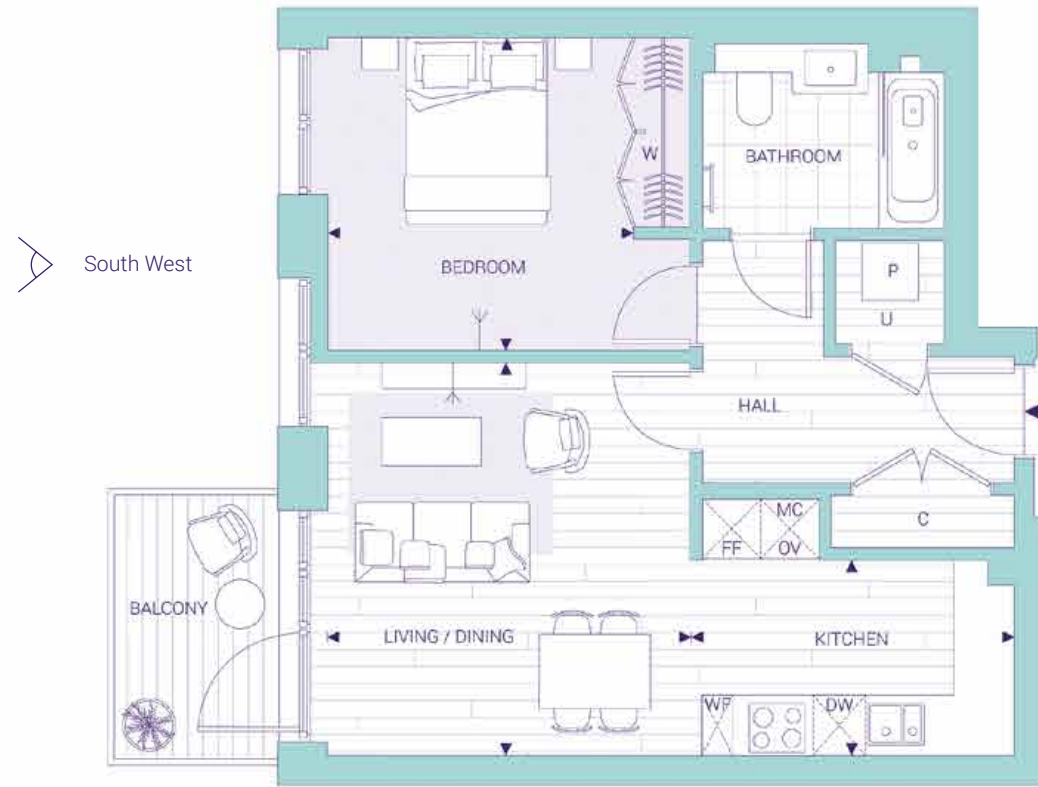
HOLLAND COURT

# 1 Bedroom apartment

APARTMENTS: 535 & 561

FLOORS: 1 & 2

TOTAL AREA	53.9 SQM	580.1 SQFT
Kitchen	3.43m x 2.11m	11' 3" x 6' 11"
Living / Dining	3.89m x 4.21m	12' 9" x 13' 10"
Bedroom	3.29m x 3.37m	10' 10" x 11' 1"
<b>Balcony</b>	<b>5.5 sqm</b>	<b>59.2 sqft</b>



HOLLAND COURT

# 2 Bedroom apartment

APARTMENTS: 533 & 559

FLOORS: 1 & 2

TOTAL AREA	61.6 SQM	663.0 SQFT
Kitchen	2.77m x 2.81m	9' 1" x 9' 3"
Living / Dining	4.83m x 3.03m	15' 10" x 9' 11"
Bedroom 1	3.03m x 2.93m	9' 11" x 9' 7"
Bedroom 2	2.16m x 2.98m	7' 1" x 9' 9"
<b>Balcony</b>	<b>5.8 sqm</b>	<b>62.4 sqft</b>




HOLLAND COURT



FLOOR 1 SHOWN BELOW



WEST COURTYARD ELEVATION



KEY

- ◄ Measurement Points
- ← TV Aerial Point
- W Wardrobe
- C Cupboard
- U Utility Cupboard
- FF Fridge/Freezer
- MC Microwave
- WF Wine Fridge
- DW Dishwasher
- OV Oven
- P Heat Interface Unit & MVHR with Washer/Dryer below
- PS Privacy Screen

Floorplans shown for Holland House and Holland Court are approximate measurements and areas only. Exact layout, sizes, measurements and areas may vary within a tolerance of 5%. The net sales area is based on the RICS standard method of measurement and is the internal area of the home including internal columns and service boxing. The dimensions and areas are not intended to be used for carpet sizes, appliance sizes or items of furniture. Furniture and kitchen layouts are indicative only. Colours are indicative only and may vary depending on the customer palette selection. Electrical positions shown are indicative only. Views are indicative only. Landscaping on balconies and terraces is indicative only. Please note, to increase legibility these plans have been sized to fit the page. As a result this plan may not be at the same scale as those on other pages.



FLOOR 1 SHOWN BELOW



NORTH COURTYARD ELEVATION



KEY

- ◄ Measurement Points
- ← TV Aerial Point
- W Wardrobe
- C Cupboard
- U Utility Cupboard
- FF Fridge/Freezer
- MC Microwave
- WF Wine Fridge
- DW Dishwasher
- OV Oven
- P Heat Interface Unit & MVHR with Washer/Dryer below
- PS Privacy Screen

Floorplans shown for Holland House and Holland Court are approximate measurements and areas only. Exact layout, sizes, measurements and areas may vary within a tolerance of 5%. The net sales area is based on the RICS standard method of measurement and is the internal area of the home including internal columns and service boxing. The dimensions and areas are not intended to be used for carpet sizes, appliance sizes or items of furniture. Furniture and kitchen layouts are indicative only. Colours are indicative only and may vary depending on the customer palette selection. Electrical positions shown are indicative only. Views are indicative only. Landscaping on balconies and terraces is indicative only. Please note, to increase legibility these plans have been sized to fit the page. As a result this plan may not be at the same scale as those on other pages.



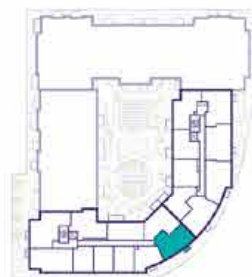
HOLLAND COURT  
2 Bedroom apartment

APARTMENTS: 515 & 542  
FLOORS: 1 & 2

TOTAL AREA	62.7 SQM	674.9 SQFT
Kitchen	2.52m x 3.28m	8' 3" x 10' 9"
Living / Dining	2.96m x 4.76m	9' 9" x 15' 7"
Bedroom 1	3.11m x 2.82m	10' 2" x 9' 3"
Bedroom 2	3.75m x 2.24m	12' 4" x 7' 4"
Balcony	2.2 sqm	23.7 sqft



FLOOR 1 SHOWN BELOW



SOUTH ELEVATION



KEY

- ↔ Measurement Points
- ← TV Aerial Point
- W Wardrobe
- C Cupboard
- U Utility Cupboard
- FF Fridge/Freezer
- MC Microwave
- WF Wine Fridge
- DW Dishwasher
- OV Oven
- P Heat Interface Unit & MVHR with Washer/Dryer below
- PS Privacy Screen

Floorplans shown for Holland House and Holland Court are approximate measurements and areas only. Exact layout, sizes, measurements and areas may vary within a tolerance of 5%. The net sales area is based on the RICS standard method of measurement and is the internal area of the home including internal columns and service boxing. The dimensions and areas are not intended to be used for carpet sizes, appliance sizes or items of furniture. Furniture and kitchen layouts are indicative only. Colours are indicative only and may vary depending on the customer palette selection. Electrical positions shown are indicative only. Views are indicative only. Landscaping on balconies and terraces is indicative only. Please note, to increase legibility these plans have been sized to fit the page. As a result this plan may not be at the same scale as those on other pages.

HOLLAND COURT  
2 Bedroom apartment

APARTMENTS: 514 & 541  
FLOORS: 1 & 2

TOTAL AREA	69.7 SQM	750.2 SQFT
Kitchen	2.51m x 3.07m	8' 3" x 10' 1"
Living / Dining	3.87m x 4.81m	12' 8" x 15' 9"
Bedroom 1	4.06m x 2.96m	13' 4" x 9' 9"
Bedroom 2	3.95m x 2.29m	13' 0" x 7' 6"
Balcony	2.2 sqm	23.7 sqft



FLOOR 1 SHOWN BELOW



SOUTH ELEVATION



KEY

- ↔ Measurement Points
- ← TV Aerial Point
- W Wardrobe
- C Cupboard
- U Utility Cupboard
- FF Fridge/Freezer
- MC Microwave
- WF Wine Fridge
- DW Dishwasher
- OV Oven
- P Heat Interface Unit & MVHR with Washer/Dryer below
- PS Privacy Screen

Floorplans shown for Holland House and Holland Court are approximate measurements and areas only. Exact layout, sizes, measurements and areas may vary within a tolerance of 5%. The net sales area is based on the RICS standard method of measurement and is the internal area of the home including internal columns and service boxing. The dimensions and areas are not intended to be used for carpet sizes, appliance sizes or items of furniture. Furniture and kitchen layouts are indicative only. Colours are indicative only and may vary depending on the customer palette selection. Electrical positions shown are indicative only. Views are indicative only. Landscaping on balconies and terraces is indicative only. Please note, to increase legibility these plans have been sized to fit the page. As a result this plan may not be at the same scale as those on other pages.



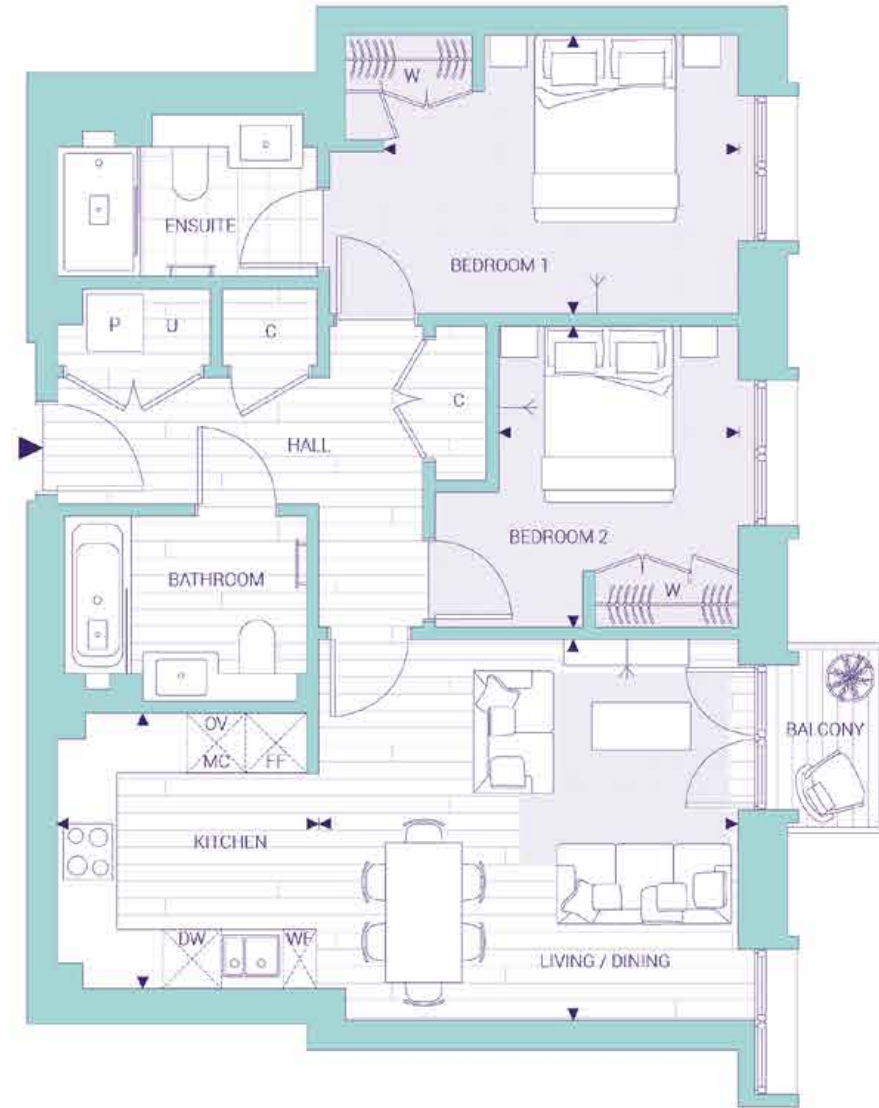
HOLLAND COURT

# 2 Bedroom apartment

APARTMENTS: 512 & 539

FLOORS: 1 & 2

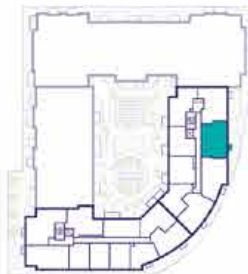
TOTAL AREA	73.3 SQM	789.0 SQFT
Kitchen	2.77m x 2.97m	9' 1" x 9' 9"
Living / Dining	4.50m x 4.09m	14' 9" x 13' 5"
Bedroom 1	3.79m x 2.99m	12' 5" x 9' 10"
Bedroom 2	2.58m x 2.65m	8' 6" x 8' 8"
Balcony	2.2 sqm	23.7 sqft



North East ↗



FLOOR 1 SHOWN BELOW



EAST ELEVATION



KEY

- ↔ Measurement Points
- ← TV Aerial Point
- W Wardrobe
- C Cupboard
- U Utility Cupboard
- FF Fridge/Freezer
- MC Microwave
- WF Wine Fridge
- DW Dishwasher
- OV Oven
- P Heat Interface Unit & MVHR with Washer/Dryer below
- PS Privacy Screen

Floorplans shown for Holland House and Holland Court are approximate measurements and areas only. Exact layout, sizes, measurements and areas may vary within a tolerance of 5%. The net sales area is based on the RICS standard method of measurement and is the internal area of the home including internal columns and service boxing. The dimensions and areas are not intended to be used for carpet sizes, appliance sizes or items of furniture. Furniture and kitchen layouts are indicative only. Colours are indicative only and may vary depending on the customer palette selection. Electrical positions shown are indicative only. Views are indicative only. Landscaping on balconies and terraces is indicative only. Please note, to increase legibility these plans have been sized to fit the page. As a result this plan may not be at the same scale as those on other pages.

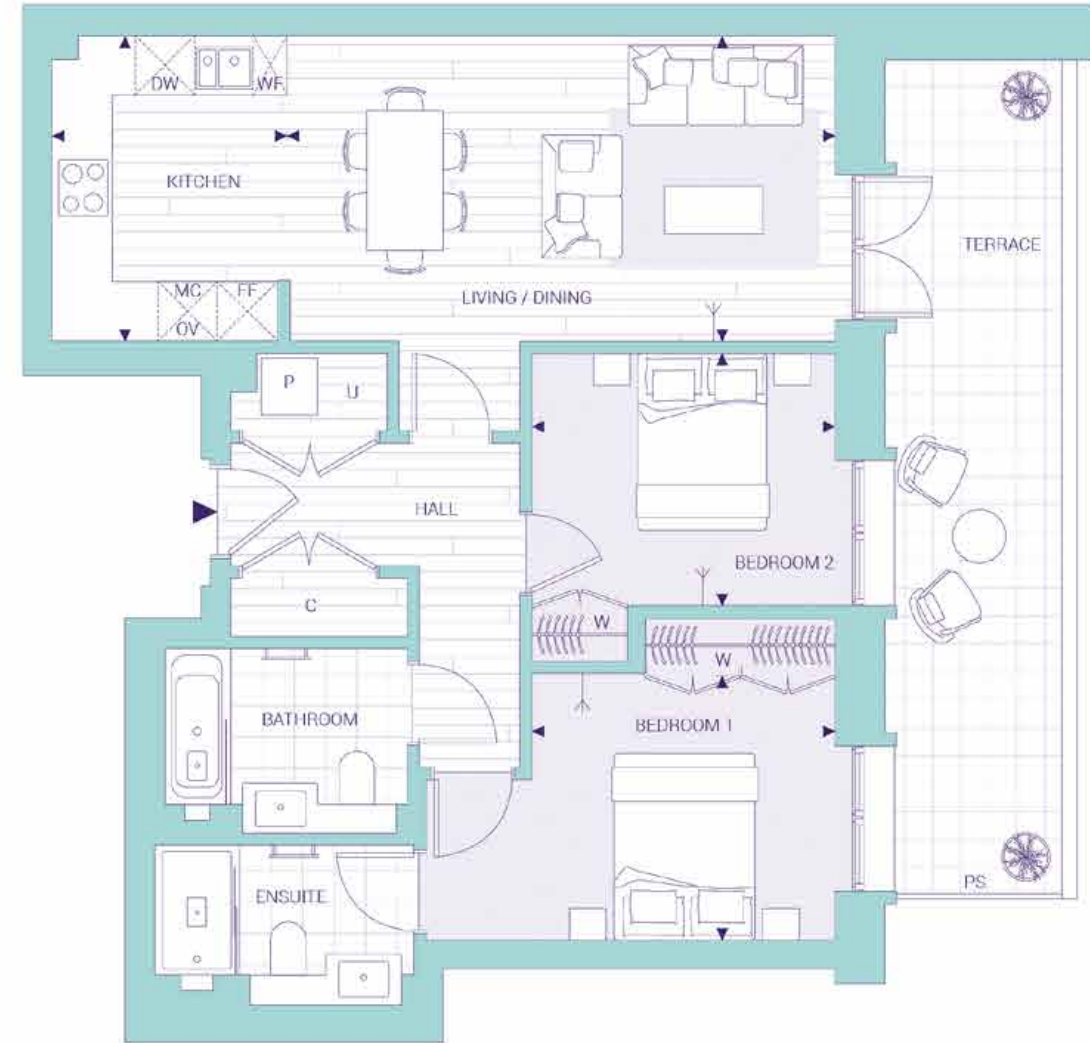
HOLLAND COURT

# 2 Bedroom apartment

APARTMENT: 483

FLOOR: GROUND

TOTAL AREA	73.7 SQM	793.3 SQFT
Kitchen	2.53m x 3.29m	8' 4" x 10' 10"
Living / Dining	5.85m x 3.31m	19' 2" x 10' 10"
Bedroom 1	3.26m x 2.84m	10' 8" x 9' 4"
Bedroom 2	3.26m x 2.71m	10' 8" x 8' 11"
Terrace	17.9 sqm	192.7 sqft



North East ↗



FLOOR 00 SHOWN BELOW



EAST ELEVATION



KEY

- ↔ Measurement Points
- ← TV Aerial Point
- W Wardrobe
- C Cupboard
- U Utility Cupboard
- FF Fridge/Freezer
- MC Microwave
- WF Wine Fridge
- DW Dishwasher
- OV Oven
- P Heat Interface Unit & MVHR with Washer/Dryer below
- PS Privacy Screen

Floorplans shown for Holland House and Holland Court are approximate measurements and areas only. Exact layout, sizes, measurements and areas may vary within a tolerance of 5%. The net sales area is based on the RICS standard method of measurement and is the internal area of the home including internal columns and service boxing. The dimensions and areas are not intended to be used for carpet sizes, appliance sizes or items of furniture. Furniture and kitchen layouts are indicative only. Colours are indicative only and may vary depending on the customer palette selection. Electrical positions shown are indicative only. Views are indicative only. Landscaping on balconies and terraces is indicative only. Please note, to increase legibility these plans have been sized to fit the page. As a result this plan may not be at the same scale as those on other pages.



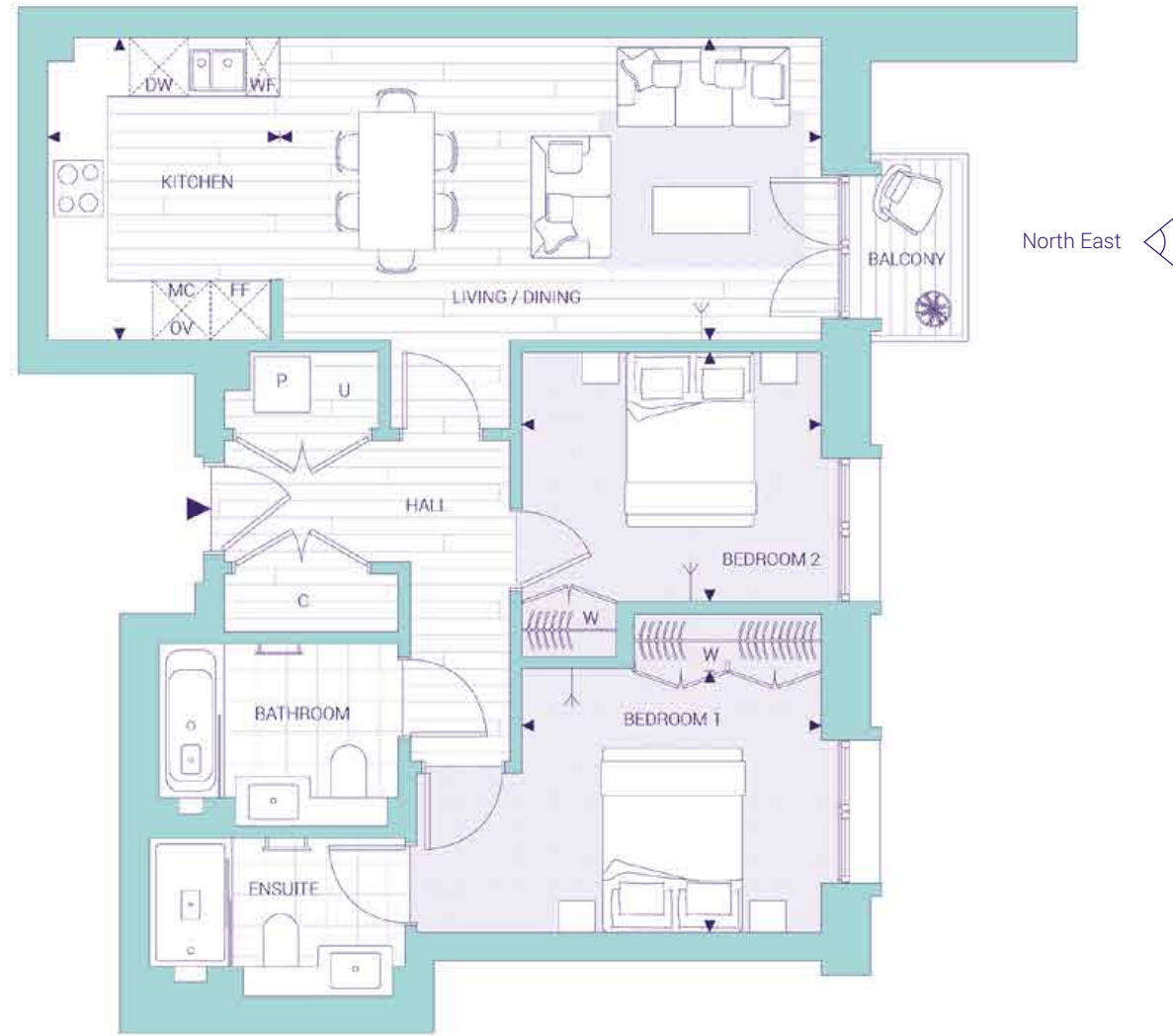
HOLLAND COURT

# 2 Bedroom apartment

APARTMENTS: 511 & 538

FLOORS: 1 & 2

TOTAL AREA	73.7 SQM	793.3 SQFT
Kitchen	2.53m x 3.29m	8' 4" x 10' 10"
Living / Dining	5.85m x 3.31m	19' 2" x 10' 10"
Bedroom 1	3.26m x 2.84m	10' 8" x 9' 4"
Bedroom 2	3.26m x 2.71m	10' 8" x 8' 11"
Balcony	2.2 sqm	23.7 sqft



FLOOR 1 SHOWN BELOW



EAST ELEVATION



KEY

- ◆ Measurement Points
- ← TV Aerial Point
- W Wardrobe
- C Cupboard
- U Utility Cupboard
- FF Fridge/Freezer
- MC Microwave
- WF Wine Fridge
- DW Dishwasher
- OV Oven
- P Heat Interface Unit & MVHR with Washer/Dryer below
- PS Privacy Screen

Floorplans shown for Holland House and Holland Court are approximate measurements and areas only. Exact layout, sizes, measurements and areas may vary within a tolerance of 5%. The net sales area is based on the RICS standard method of measurement and is the internal area of the home including internal columns and service boxing. The dimensions and areas are not intended to be used for carpet sizes, appliance sizes or items of furniture. Furniture and kitchen layouts are indicative only. Colours are indicative only and may vary depending on the customer palette selection. Electrical positions shown are indicative only. Views are indicative only. Landscaping on balconies and terraces is indicative only. Please note, to increase legibility these plans have been sized to fit the page. As a result this plan may not be at the same scale as those on other pages.

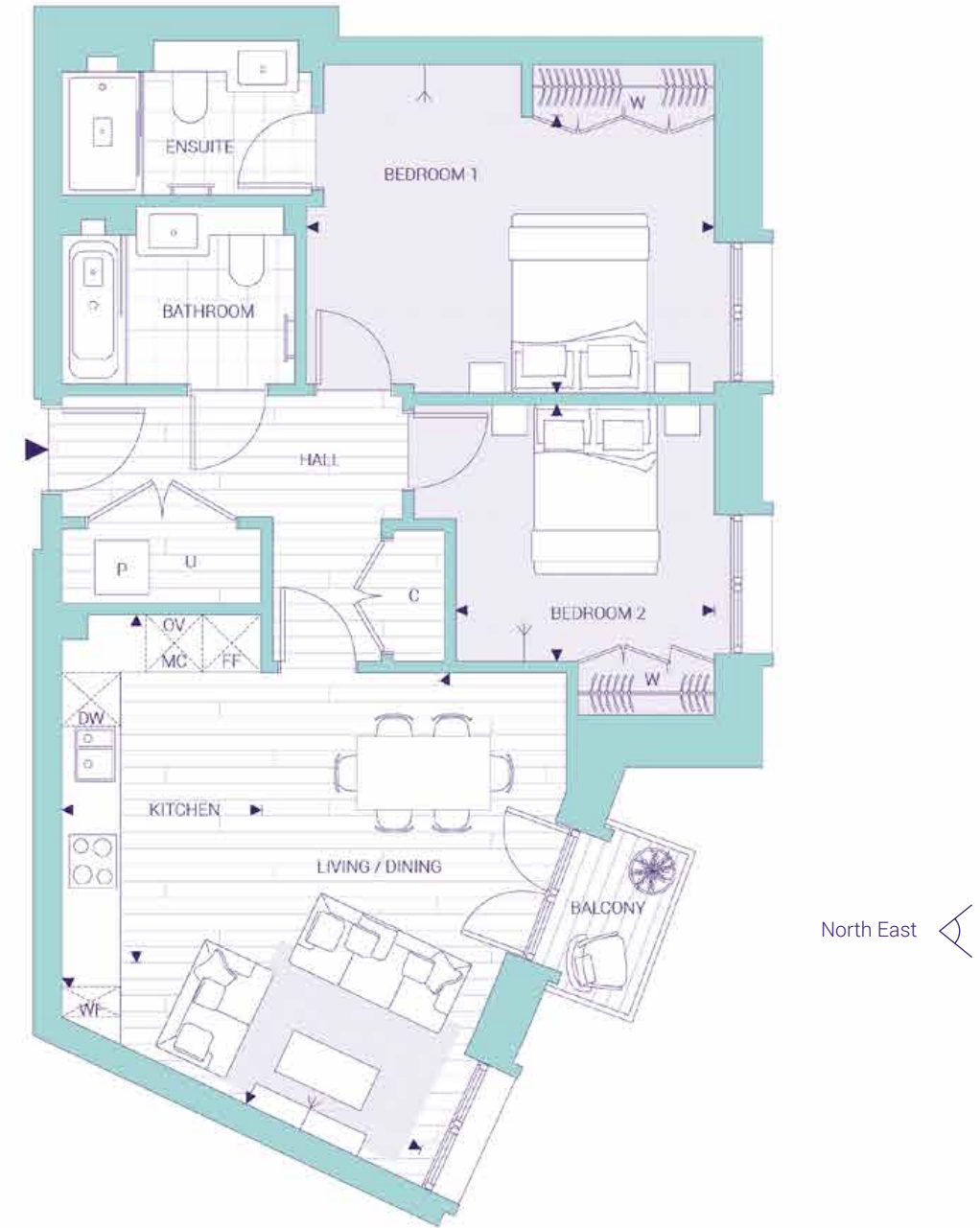
HOLLAND COURT

# 2 Bedroom apartment

APARTMENTS: 513 & 540

FLOORS: 1 & 2

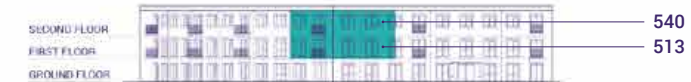
TOTAL AREA	76.0 SQM	818.0 SQFT
Kitchen	2.23m x 3.88m	7' 4" x 12' 9"
Living / Dining	4.43m x 5.34m	14' 6" x 17' 6"
Bedroom 1	4.56m x 3.10m	14' 12" x 10' 2"
Bedroom 2	2.90m x 2.88m	9' 6" x 9' 5"
Balcony	2.2 sqm	23.7 sqft



FLOOR 1 SHOWN BELOW



EAST ELEVATION



KEY

- ◆ Measurement Points
- ← TV Aerial Point
- W Wardrobe
- C Cupboard
- U Utility Cupboard
- FF Fridge/Freezer
- MC Microwave
- WF Wine Fridge
- DW Dishwasher
- OV Oven
- P Heat Interface Unit & MVHR with Washer/Dryer below
- PS Privacy Screen

Floorplans shown for Holland House and Holland Court are approximate measurements and areas only. Exact layout, sizes, measurements and areas may vary within a tolerance of 5%. The net sales area is based on the RICS standard method of measurement and is the internal area of the home including internal columns and service boxing. The dimensions and areas are not intended to be used for carpet sizes, appliance sizes or items of furniture. Furniture and kitchen layouts are indicative only. Colours are indicative only and may vary depending on the customer palette selection. Electrical positions shown are indicative only. Views are indicative only. Landscaping on balconies and terraces is indicative only. Please note, to increase legibility these plans have been sized to fit the page. As a result this plan may not be at the same scale as those on other pages.



HOLLAND COURT

# 2 Bedroom apartment

APARTMENTS: 520 & 547

FLOORS: 1 & 2

TOTAL AREA	80.3 SQM	864.3 SQFT
Kitchen	3.30m x 4.68m	10' 10" x 15' 4"
Living / Dining	3.63m x 5.83m	11' 11" x 19' 2"
Bedroom 1	3.00m x 3.00m	9' 10" x 9' 10"
Bedroom 2	2.66m x 2.84m	8' 9" x 9' 4"
Balcony	2.2 sqm	23.7sqft



South West



FLOOR 1 SHOWN BELOW



SOUTH ELEVATION



KEY

- ◄ Measurement Points
- ◄ TV Aerial Point
- W Wardrobe
- C Cupboard
- U Utility Cupboard
- FF Fridge/Freezer
- MC Microwave
- WF Wine Fridge
- DW Dishwasher
- OV Oven
- P Heat Interface Unit & MVHR with Washer/Dryer below
- PS Privacy Screen

Floorplans shown for Holland House and Holland Court are approximate measurements and areas only. Exact layout, sizes, measurements and areas may vary within a tolerance of 5%. The net sales area is based on the RICS standard method of measurement and is the internal area of the home including internal columns and service boxing. The dimensions and areas are not intended to be used for carpet sizes, appliance sizes or items of furniture. Furniture and kitchen layouts are indicative only. Colours are indicative only and may vary depending on the customer palette selection. Electrical positions shown are indicative only. Views are indicative only. Landscaping on balconies and terraces is indicative only. Please note, to increase legibility these plans have been sized to fit the page. As a result this plan may not be at the same scale as those on other pages.

HOLLAND COURT

# 2 Bedroom apartment

APARTMENTS: 521 & 548

FLOORS: 1 & 2

TOTAL AREA	84.2 SQM	906.3 SQFT
Kitchen / Dining	2.57m x 3.38m	8' 5" x 11' 1"
Living	3.63m x 4.75m	11' 11" x 15' 7"
Bedroom 1	3.29m x 2.99m	10' 10" x 9' 10"
Bedroom 2	2.77m x 2.75m	9' 1" x 9' 0"
Balcony	2.2 sqm	23.7 sqft



South West



FLOOR 1 SHOWN BELOW



WEST ELEVATION



KEY

- ◄ Measurement Points
- ◄ TV Aerial Point
- W Wardrobe
- C Cupboard
- U Utility Cupboard
- FF Fridge/Freezer
- MC Microwave
- WF Wine Fridge
- DW Dishwasher
- OV Oven
- P Heat Interface Unit & MVHR with Washer/Dryer below
- PS Privacy Screen

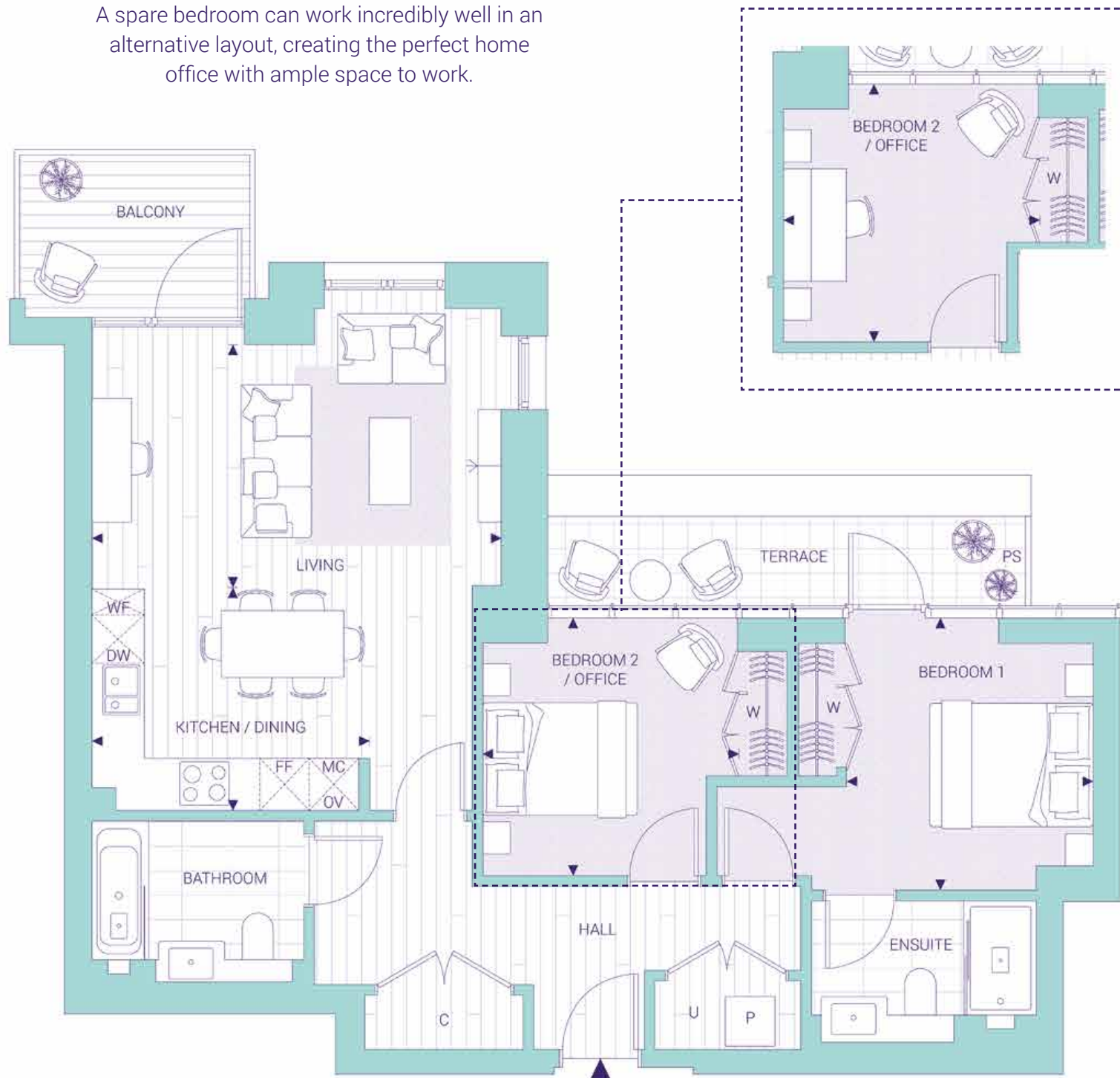
Floorplans shown for Holland House and Holland Court are approximate measurements and areas only. Exact layout, sizes, measurements and areas may vary within a tolerance of 5%. The net sales area is based on the RICS standard method of measurement and is the internal area of the home including internal columns and service boxing. The dimensions and areas are not intended to be used for carpet sizes, appliance sizes or items of furniture. Furniture and kitchen layouts are indicative only. Colours are indicative only and may vary depending on the customer palette selection. Electrical positions shown are indicative only. Views are indicative only. Landscaping on balconies and terraces is indicative only. Please note, to increase legibility these plans have been sized to fit the page. As a result this plan may not be at the same scale as those on other pages.

HOLLAND COURT



## A flexible space designed for life

A spare bedroom can work incredibly well in an alternative layout, creating the perfect home office with ample space to work.



Typical 2 Bedroom apartment  
with home office layout





## High quality specification (One bedroom apartments)

### GENERAL SPECIFICATION

Comfort cooling to Living Room and Bedrooms<sup>1</sup>  
 Balconies or terraces to all apartments  
 Veneered finish apartment doors and architraves  
 Aluminium powder-coated double glazed balcony doors and windows  
 Engineered timber flooring to Entrance Hallway, Living Room and Kitchen, with carpet to Bedrooms  
 Painted skirting to Hallway, Living Room, Kitchen and Bedrooms  
 Bedroom wardrobes with lacquered doors and internal lighting  
 Coats cupboard to Hallway  
 Ten-year warranty from date of legal completion  
 999-year lease from January 2011



### KITCHEN

Custom designed fully integrated European Kitchens  
 Stainless steel recessed sink  
 Integrated Miele fan assisted electric oven, microwave oven and induction hob  
 Integrated extractor fan  
 Integrated Miele dishwasher  
 Built-in Caple wine cooler  
 Integrated Miele full height fridge/freezer  
 Feature lighting below high level cupboards  
 Washer/dryer<sup>3</sup>

### BATHROOMS, ENSUITES + SHOWER ROOMS

Villeroy & Boch WC and basin  
 Vado chrome taps and bath fillers  
 Heated wall panel with chrome robe hooks and towel rail  
 Stone vanity counter and bath panel<sup>2</sup>  
 Porcelain floor and wall tiling  
 Feature rain shower and hand shower to Bedroom 1 Ensuite shower enclosure  
 Wall mounted WCs with soft-closing seats  
 Custom designed vanity unit and concealed shaver socket

### LIGHTING & ELECTRICAL

TV, line rental and broadband for 12 months<sup>4</sup>  
 Telephone/Home Network points to Living Room and Bedroom 1  
 TV point to Bedroom 1  
 External lighting to balconies  
 USB charging points to Living Room, Kitchen and Bedroom

### TRANSPORT

Car parking, motorcycle and cycle storage facility available in gated underground car park<sup>5</sup>  
 Electric vehicle charging points<sup>5</sup>

### SECURITY & EXTERNAL

IP-enabled colour video entry phone system with link to concierge  
 Smoke detectors to Hallway and common areas  
 Multi-point high security door locking system to entrance door with door view  
 24-hour concierge<sup>6</sup>  
 CCTV security system to car park, entrance lobby and development<sup>6</sup>

### RESIDENTS' FACILITIES

Exclusive access to the Tamesis Club; the spa with swimming pool, sauna, steam room, treatment room, screening room, snooker room, wine tasting/storage room and virtual golf facilities<sup>7</sup>  
 Landscaped park, riverside promenade, water features and courtyard<sup>8</sup>  
 Interior designed entrance lobbies, lifts and corridors

### SUSTAINABILITY

Energy efficient LED lighting throughout  
 Sustainably sourced timber  
 Mechanical ventilation system  
 High performance double glazing to all doors and windows

#### NOTES

1. The comfort cooling is designed to provide an ambient temperature within the apartment for the majority of external temperatures. This may not be achieved in extreme temperature conditions
2. The stone is a natural product and therefore subject to variations
3. Washer/dryer located in utility cupboard
4. Subject to future connection by the purchaser
5. Available at extra cost
6. Payable via the service charge. Phased in over the course of the development
7. Membership of the Tamesis Club is payable via the service charge. Additional charges may be payable for selected services
8. Maintenance payable via the service charge

## High quality specification (Two bedroom apartments)

### GENERAL SPECIFICATION

Comfort cooling to Living Room and Bedrooms<sup>1</sup>  
 Balconies or terraces to all apartments  
 Veneered finish apartment doors and architraves  
 Aluminium powder coated double glazed balcony doors and windows  
 Engineered timber flooring to Entrance Hallway, Living Room and Kitchen, with carpet to Bedrooms  
 Painted skirting to Hallway, Living Room, Kitchen and Bedrooms  
 Bedroom wardrobes with lacquered doors and internal lighting  
 Coats cupboard to Hallway  
 Ten-year warranty from date of legal completion  
 999-year lease from January 2011

### KITCHEN

Custom designed fully integrated European Kitchens  
 1.5 bowl stainless steel recessed sink  
 Integrated Miele fan-assisted electric oven, microwave oven and induction hob  
 Integrated Miele full height fridge/freezer  
 Integrated Miele dishwasher  
 Built-in Caple wine cooler  
 Integrated extractor fan  
 Feature lighting below high level cupboards  
 Washer/dryer<sup>3</sup>

### BATHROOMS, ENSUITES + SHOWER ROOMS

Villeroy & Boch WC and basin  
 Vado Chrome taps and bath fillers  
 Heated wall panel with chrome robe hooks and towel rail  
 Stone vanity counter and bath panel<sup>2</sup>  
 Porcelain floor and wall tiling  
 Rain shower and hand shower to shower enclosure  
 Feature rain shower to Bedroom 1 Ensuite shower enclosure  
 Wall mounted WCs with soft-closing seats  
 Custom designed vanity unit and concealed shaver socket

### LIGHTING & ELECTRICAL

TV, line rental and broadband for 12 months<sup>4</sup>  
 Telephone/Home Network points to Living Room and Bedroom 1  
 TV points to Bedrooms 1 and 2  
 External lighting to balconies  
 USB charging points to Living Room, Kitchen and Bedroom 1

### TRANSPORT

Car parking, motorcycle and cycle storage facility available in gated underground car park<sup>5</sup>  
 Electric vehicle charging points<sup>5</sup>

### SECURITY & EXTERNAL

IP-enabled colour video entry phone system with link to concierge  
 Smoke detectors to Hallway and common areas  
 Multi-point high security door locking system to entrance door with door view  
 24-hour concierge<sup>6</sup>  
 CCTV security system to car park, entrance lobby and development<sup>6</sup>

### RESIDENTS' FACILITIES

Exclusive access to the Tamesis Club; the spa with swimming pool, sauna, steam room, treatment room, screening room, snooker room, wine tasting/storage room and virtual golf facilities<sup>7</sup>  
 Landscaped park, riverside promenade, water features and courtyard<sup>8</sup>  
 Interior designed entrance lobbies, lifts and corridors

### SUSTAINABILITY

Energy efficient LED lighting throughout  
 Sustainably sourced timber  
 Mechanical ventilation system  
 High performance double glazing to all doors and windows



#### NOTES

1. The comfort cooling is designed to provide an ambient temperature within the apartment for the majority of external temperatures. This may not be achieved in extreme temperature conditions
2. The stone is a natural product and therefore subject to variations
3. Washer/dryer located in utility cupboard
4. Subject to future connection by the purchaser
5. Available at extra cost
6. Payable via the service charge. Phased in over the course of the development
7. Membership of the Tamesis Club is payable via the service charge. Additional charges may be payable for selected services
8. Maintenance payable via the service charge



PREMIUM SPECIFICATION

Premium specification  
(Two and three bedroom Premium apartments)

**GENERAL SPECIFICATION**

- Comfort cooling to Living Room and Bedrooms<sup>1</sup>
- Balconies or terraces to all apartments
- Veneered finish apartment doors and architraves
- Aluminium powder-coated double glazed balcony doors and windows
- Engineered timber flooring to Entrance Hallway, Living Room and Kitchen, with carpet to Bedrooms
- Painted skirting to Hallway, Living Room, Kitchen and Bedrooms
- Bedroom wardrobes with lacquered doors and internal lighting
- Bespoke fitted coats cupboard to Hallway
- Ten-year warranty from date of legal completion
- 999-year lease from January 2011

**KITCHEN**

- Custom designed fully integrated European Kitchens
- 1.5 Bowl stainless steel recessed sink
- Integrated Miele fan-assisted electric oven, combination microwave oven and induction hob
- Integrated Miele full height fridge
- Integrated Miele freezer
- Integrated Miele dishwasher
- Built-in Caple wine cooler
- Integrated extractor fan
- Feature lighting below high level cupboards
- Washer/dryer<sup>3</sup>

**NOTES**

- The comfort cooling is designed to provide an ambient temperature within the apartment for the majority of external temperatures. This may not be achieved in extreme temperature conditions
- The stone is a natural product and therefore subject to variations
- Washer/dryer located in utility cupboard
- Subject to future connection by the purchaser
- Available at extra cost
- Payable via the service charge. Phased in over the course of the development
- Membership of the Tamesis Club is payable via the service charge. Additional charges may be payable for selected services
- Maintenance payable via the service charge



Computer generated image is indicative only

**BATHROOMS, ENSUITES + SHOWER ROOMS**

- Villeroy & Boch WC and Basin
- Vado chrome taps and bath fillers
- Heated wall panel with chrome robe hooks and towel rail
- Marble/Stone vanity counter and bath surround<sup>2</sup>
- Porcelain floor and wall tiling
- Rain shower and hand shower to shower enclosure
- Feature rain shower to Bedroom 1 Ensuite shower
- Wall mounted WCs with soft-closing seats
- Custom designed vanity unit and concealed shaver socket

**LIGHTING & ELECTRICAL**

- TV, line rental and broadband for 12 months<sup>4</sup>
- Telephone/Home Network points to Living Room and Bedroom 1
- TV points to Bedrooms 1, 2 and 3
- Mood lighting to Living Room
- External lighting to balconies
- USB charging points to Living Room, Kitchen and all Bedrooms

**TRANSPORT**

- Car parking, motorcycle and cycle storage facility available in gated underground car park<sup>5</sup>
- Electric vehicle charging points<sup>5</sup>

**SECURITY & EXTERNAL**

- IP-enabled colour video entry phone system with link to concierge
- Smoke detectors to Hallway and common areas
- Multi-point high security door locking system to entrance door with door view
- 24-hour concierge<sup>6</sup>
- CCTV security system to car park, entrance lobby and development<sup>6</sup>

**RESIDENTS' FACILITIES**

- Exclusive access to the Tamesis Club; the spa with swimming pool, sauna, steam room, treatment room, screening room, snooker room, wine tasting/storage room and virtual golf facilities<sup>7</sup>
- Landscaped park, riverside promenade, water features and courtyard<sup>8</sup>
- Interior designed entrance lobbies, lifts and corridors

**SUSTAINABILITY**

- Energy efficient LED lighting throughout
- Sustainably sourced timber
- Mechanical ventilation system
- High performance double glazing to all doors and windows



# Designed for life

*At St George, we are committed to creating great places where people love to live, work and relax. Where the homes are light-filled, adaptable and finished to very high standards. Where carefully planned public areas enhance wellbeing and quality of life for residents and visitors. Where people feel a sense of community.*

## CUSTOMERS DRIVE ALL OUR DECISIONS

We achieve that by putting our customers at the heart of everything we do. First, we strive to understand what our customers want and need – well-built homes, in a pleasant and safe neighbourhood, with plenty of amenities and good transport connections. Then we apply that understanding to all our planning and design decisions. And for every new development, we challenge ourselves to go further, to improve and innovate, ensuring we satisfy the real needs of our customers in inspiring and sustainable ways.

## CHOICE AND DIVERSITY

No two St George customers are the same, so we aim to offer a wide choice of property location, size and type. From central London to major towns and cities; from market towns to rural villages, countryside to the coast – we build in locations our customers love. And whatever home you are looking for, whether that's a city penthouse, a modern studio apartment or traditional family home, you will find the perfect fit for your lifestyle.

## QUALITY FIRST TO LAST

Quality is the defining characteristic of St George developments, right down to the very last detail. We choose our locations, style of homes, construction practices, materials and specifications with great care. When you buy a new home from St George you can be safe in the knowledge that it is built to high standards of design and quality, has low environmental impact and that you will receive a professional, efficient and helpful service from us. For extra peace of mind, all new properties come with a 10-year build warranty.

## GREEN LIVING

For St George, sustainability isn't simply the latest buzzword. We are committed to creating a better environment within our developments and in the areas that surround them. That's why we build on brownfield sites whenever we can, bringing new life to disused and unloved spaces. We take care to protect the natural environment and enhance biodiversity. All our homes are designed to reduce water and energy consumption, and to enable residents to recycle waste.

## COMMITMENT TO THE FUTURE

When we plan a development, we take a long-term view of how the community we create can thrive in years to come. Our aim is to permanently enhance the neighbourhoods in which they are located, through intelligent design, quality landscaping, sympathetic architecture or restoration, and high standards of sustainability. We don't just build for today; we build for the future too.



# OUR VISION 2030 TRANSFORMING TOMORROW



Photography of waterways at Chelsea Creek showing canal-side network and beautiful landscaped gardens

## Transforming tomorrow

At Berkeley Group our passion and purpose is to build quality homes, strengthen communities and improve people's lives. We are innovating, pushing boundaries and taking action to ensure we have a long-term, positive impact that is good for our customers, the communities we touch, our business and the world around us.

We transform underused sites into exceptional places and we're also transforming the way we work; embracing technology and raising standards, as we continue to deliver an outstanding customer experience and create high-quality homes that delight our customers.

Our Vision 2030 is our ten year plan which sets out how we will achieve this.



### TRANSFORMING PLACES

Working with local people and partners we create welcoming and connected neighbourhoods where you can be proud to live.



### TRANSFORMING LIFESTYLES

Taking action on climate change and giving you ways to live more sustainably. We're building efficient homes that use less energy over their lifetime, with sustainable travel choices on the doorstep.



### TRANSFORMING NATURE

Creating beautiful places with habitats that help nature to thrive, meaning that every site is left with more nature than when we began.



### TRANSFORMING FUTURES

Helping people to reach their potential through apprenticeships and training, and programmes supported by the Berkeley Foundation.



Please scan this QR code for more information on how we are **TRANSFORMING TOMORROW**



# Sustainability at its heart

*This is how we are ensuring sustainability at Fulham Reach*

## PEOPLE, PLANET, PROSPERITY

Sustainability is fundamental to Berkeley's ethos. In simple terms, we want to ensure the long-term health, wellbeing and prosperity of people and the planet. There are a range of ways we are managing and minimising the environmental impact of our operations and delivery of homes and communities. These are the initiatives we have implemented at Fulham Reach.

## NATURE AND BIODIVERSITY

Parkland, trees, flowers, green roofs, ponds, hedges, gardens – these are the fundamentals of a thriving natural environment that can be enjoyed by everyone. They are all part of our commitment to net biodiversity gain on our developments. Within and around Fulham Reach, we have created natural habitats that encourage wildlife to flourish. We are working with JTP to engage residents in the natural landscapes that we have created.

## WASTE AND RECYCLING

We actively encourage all residents to reduce their waste wherever possible. In addition to external recycling bins, we provide integrated recycling bins in kitchens to make it easier to separate and recycle waste.

## WATER EFFICIENCY

Our homes are designed to high water efficiency standards and are fitted with dual-flush WCs, and low-flow taps and showerheads which use less water without compromising convenience and comfort. We also suggest simple steps to reduce water consumption, such as not leaving taps running unnecessarily.

## ENERGY EFFICIENCY

Efficient use of electricity and gas helps to lower fuel bills and reduces carbon emissions. Our homes have been designed to use less energy than a standard home. They have enhanced levels of thermal insulation and air-tightness, and have been fitted with mechanical ventilation units with heat recovery (MVHR). All lighting is low energy and kitchen appliances are A rated.

## NOISE REDUCTION

We can't eliminate noise, but we consider the impact of noise in the design of our homes. We consider external noise, such as from nearby roads, and internal noise including the transfer between rooms and floors. We incorporate measures to reduce the different types of noise wherever possible to create a quieter environment.

## CLEAN AIR

It is hard to avoid polluted air, particularly in our cities. Throughout Fulham Reach we have planted trees, shrubs and flower beds to help create a cleaner air environment. Within our homes we provide mechanical ventilation to filter the internal air.

## SUSTAINABLE TRANSPORT


Hammersmith underground station is located just a 5-minute walk from Fulham Reach. We will provide cycle parking and charging points to encourage the use of sustainable methods of transport, to help reduce air pollution around the development and the wider area. These active methods of transport also help encourage healthier lifestyles.

## STEWARDSHIP

Maintaining our communal open spaces and facilities in perpetuity is an important benefit to the whole community. We work with Rendall & Rittner and residents to ensure the development remains in pristine condition.

## FUTURE-PROOF DESIGN

From the early stages of design, we assess how our homes will stand up to the future effects of climate change, such as how they will be affected by higher summer temperatures, periods of drought, or more extreme rainfall. We are constantly researching how we can ensure that our homes and developments are more resilient to these extremes to understand what new innovative technologies we should use in our future designs.





# Introducing MyHome Plus

MyHome Plus is a new online service that is designed to help you manage key aspects of your new home at any time from anywhere around the world



**SIGN IN BY VISITING: [BERKELEYGROUP.CO.UK/MY-HOME/SIGN-IN](https://www.berkeleygroup.co.uk/my-home/sign-in)**



Berkeley complies with the Consumer Code for Home Builders which ensures that home buyers are treated fairly, know what service levels to expect, are given reliable information upon which to make their decision and know how to access fast, low-cost dispute resolution arrangements if they are dissatisfied.



## Buying process

This section provides you with a step-by-step guide to the buying process from reservation through to completion, moving in and warranty. At each milestone, the buying process section advises on the next steps so that you can be absolutely clear on your current position and what to expect next.

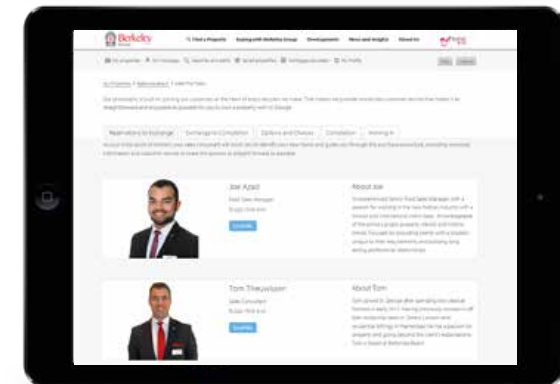
### 1. FILING CABINET

In the filing cabinet section you can access documentation relating to your new home immediately at your own convenience.



### 2. MEET THE TEAM

This section provides an introduction to the team that will be working with you throughout your journey and details their individual roles. You can email any member of the team directly via this section.



### 3. OPTIONS & CHOICES SELECTION

We are able to offer some choices on certain internal finishes of your new home. Whether this option is available to you will depend on what stage of construction the property has reached at the time of you making your reservation. See the next steps section for further detail on this.

### 4. CONSTRUCTION PROGRESS

Under this section, regular updates on the construction of your new property will be provided, keeping you up to date on the progress on site and the local area. Your Customer Service Manager will issue regular newsletters and photographs to this section throughout your journey.

### NEXT STEPS

- 1 Your Sales Consultant will send you a link that you will need to activate to access MyHome Plus. The link will require you to set a password for access.
- 2 Customer Service will then be in touch to invite you into our Show Apartment to view the interior selections available for the internal finishes that you have an option to select. If you cannot make it to the appointment, the options can be discussed over the telephone and selected via MyHome Plus. Customer Service will need to receive your choices selection by the deadline date, which will be given in advance.





We are committed to making a real and lasting difference to the communities we serve.

The Berkeley Foundation supports voluntary organisations in tackling long-term social issues in their local community. Working together, we help people choose a different life path, develop confidence and skills, and find hope for the future.

Since we established the Berkeley Foundation in 2011, we have committed many millions of pounds to hundreds of charities and organisations. A significant proportion of our donations are raised through the tireless efforts of our own staff.

[berkeleyfoundation.org.uk](http://berkeleyfoundation.org.uk)  
[berkeleygroup.co.uk](http://berkeleygroup.co.uk)



Proud to be a member of the Berkeley Group of Companies



VISIT OUR WEBSITE



FULHAM REACH MARKETING SUITE

Distillery Wharf, Parr's Way  
 London W6 9GD

+44 (0)20 7870 9500  
[sales@fulhamreach.co.uk](mailto:sales@fulhamreach.co.uk)

[fulhamreach.co.uk](http://fulhamreach.co.uk)



The information in this document is indicative and is intended to act as a guide only as to the finished product. Accordingly, due to St George policy of continuous improvement, the finished product may vary from the information provided. These particulars should not be relied upon as statements of fact or representations and applicants must satisfy themselves by inspection or otherwise as to their correctness. This information does not constitute a contract or warranty. The dimensions given on plans are subject to minor variations and are not intended to be used for carpet sizes, appliance sizes or items of furniture. Holland House and Holland Court are marketing names and will not necessarily form part of the approved postal addresses. Applicants are advised to contact St George to ascertain the availability of any particular property. R313/05CA/02/22.

Purchasing uncompleted properties located outside Hong Kong is complicated and contains risk. You should review all relevant information and documents carefully. If in doubt, please seek independent professional advice before making a purchase decision. Planning permission number: 2011/00407/COMB. Borough/council issuing permission: London Borough of Hammersmith and Fulham. Acquiring interest: 999-year leasehold interest from January 2011.





[WWW.FULHAMREACH.CO.UK](http://WWW.FULHAMREACH.CO.UK)



Proud to be a member of the  
Berkeley Group of companies

